

WATERWORKS
KITCHEN

all the necessary ingredients:

The kitchen is the heart of the home. The place where you nurture and nourish, where you gather and connect. Waterworks is committed to making yours as personal as it is functional. As a design destination, we offer a complete range of inspired elements, each crafted and engineered with exceptional quality born of almost 40 years of experience. Our aesthetic sensibility ranges from organic beauty and modern industrial to traditional elegance, incorporating the finest materials and finishes sourced from all over the world. Explore and experience it all in your own unique style. There are no rules, just your imagination.



Peter Sallick, CEO and Creative Director






lighting

- Ceiling pendants 4
- Ceiling flush mounted 16
- Wall mounted sconces 20
- Counter mounted 37

hardware

- Knobs 38
- Pulls 50
- Hinges 65

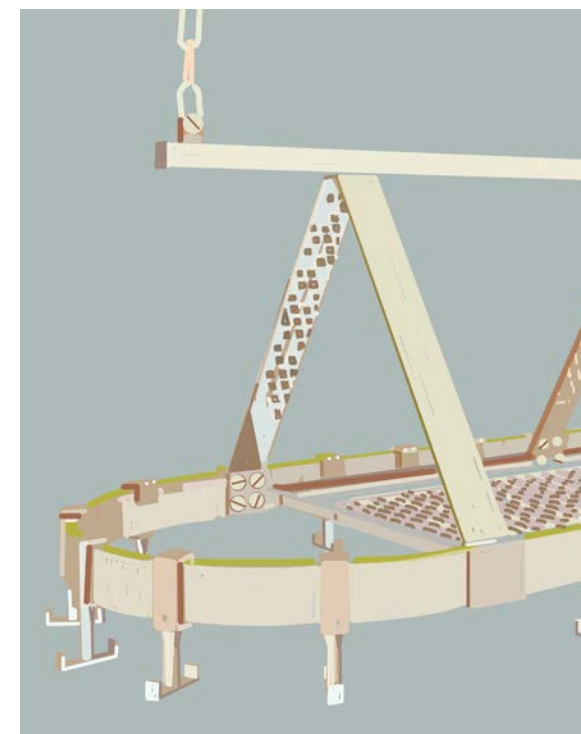


fittings

- Kitchen faucets 66
- Bar faucets 82
- Pot fillers 84

sinks

- Kitchen sinks 86
- Bar sinks 94



pot racks

- Ceiling, wall and cabinet mounted 98



worktables

- Wood and metal 96


cabinetry

- New traditional and modern 102




surfaces

- Field tile, trim, mosaics and slabs 103



furnishings

- Textiles and accessories 104



ceiling pendants



Lighting rooted from above, whether in the breakfast nook, formal dining room, hallway or foyer. Illuminate with classic warmth to modern cool, from artisan pendants and glass shades to industrial iron cages.



Arundel Ceiling Mounted Small Pendant with Glass Shade*
L 7" x W 4 1/2" x H 14 5/8"
(AULT03; N, UB)



Arundel Ceiling Mounted Large Pendant with Glass Shade*
L 11 3/4" x W 5" x H 18 5/8"
(AULT04; N, UB)



Helio Ceiling Mounted Large
Pendant with Glass Shade
L 17 1/8" x W 17 1/8" x H 28 3/4"
(HOLT01; N, OZ, UB)



Helio Ceiling Mounted Small
Pendant with Glass Shade
W 6" x H 16"
(HOLT03; N, OZ, UB)



Aurora Ceiling Mounted Large
Pendant with Glass Shade
L 15" x W 5" x H 77 1/2"
(AALT01; N, UB)



Aurora Ceiling Mounted Small
Pendant with Glass Shade
W 5" x H 10 3/4"
(AALT03; N, UB)



Henry Ceiling Mounted Pendant
with Glass Shade
L 7 1/16" x W 7 1/16" x H 64 1/8"
(HNLT02; C, N, MUB)



Fresnel Ceiling Mounted
Pendant with Glass Shade
L 10 3/8" x W 10 3/8" x H 76 9/16"
(FSLT01; N, OZ, UB)



Compass Ceiling Mounted Small
Pendant with Glass Shade
L 6 1/2" x W 6 1/2" x H 70 13/16"
(CMLT02; N, OZ, UB)




Compass Ceiling Mounted Large
Pendant with Glass Shade
L 13 3/4" x W 13 3/4" x H 168"
(CMLT03; N, OZ, UB)



Percy Ceiling Mounted Single
Pendant with Metal Shade
D 12" x H 8 3/8"
(PYLT02; UB/OZ, N/OZ)



Derby Ceiling Mounted
Pendant with Metal Shade
D 14" x H 22 3/4"
(DYLT03; UB, N)



Percy Ceiling Mounted Double
Pendant with Metal Shades
L 48" x W 16" x H 20"
(PYLT04; UB/OZ, N/OZ)



R.W. Atlas Ceiling Mounted Pendant with Glass Shades
L 17" x W 17" x H 70 3/4"
(RWLT01; BN, UB)



Signal Ceiling Mounted Small Pendant with Acrylic Shade
D 12" x H 72 5/8"
(SILT03; N, UB, W)



Signal Ceiling Mounted Large Pendant with Acrylic Shade
D 13 7/8" x H 74 1/2"
(SILT04; N, UB, W)



R.W. Atlas Ceiling Mounted Four Light Pendant with Glass Shades
L 24" x W 24" x H 69 7/8"
(RWLT07; BN, UB)



Torrey Ceiling Mounted Small Pendant with Glass Shade
D 6 1/4" x H 70"
(TOLT03; N, UB)



Torrey Ceiling Mounted Large Pendant with Glass Shade
D 12" x H 70"
(TOLT04; N, UB)



Marlon Ceiling Mounted Pendant with Glass Shade
W 7" x H 14 5/8"
(MNLTO3; N, UB)



R.W. Atlas Ceiling Mounted Four Light Pendant with Metal Shades
L 24" x W 24" x H 69 7/8"
(RWLT08; BN, UB)



Mason Ceiling Mounted Pendant
with Metal Shade
L 16 1/2" x W 16 1/2" x H 11 3/8"
(MOLTO1; BN, KCR)



Ipswich Ceiling Mounted
Pendant with Mesh Shade
L 15" x W 15" x H 11"
(IPLT01; N, UB)



Fabienne Iron Pendant
L 10 3/8" x W 5 1/2" x H 6 3/4"
(FBLT01)



Ipswich Ceiling Mounted
Pendant with Metal Shade
L 15" x W 15"
(IPLT03; BN, KCR)



Fabienne Iron Ceiling
Mounted Chandelier*
L 36" x W 37"
(FBLT05)



Montecito Ceiling Mounted
Chandelier with Perforated Shades
D 24 1/2" x H 63"
(MTLT03; N, UB)



Watt Ceiling Mounted Pendant with Plain Glass Shade *
D 5 5/8" x H 14 1/3"
(WLLT03; C, N, OZ, UB)




Watt II Ceiling Mounted Pendant with Glass Shade
L 5" x W 4 15/16" x H 6 5/16"
(WLLT06; C, N, UB)



Watt Pendant with Ribbed Glass Shade *
D 6 3/8" x 9 7/8" x 14 5/8"
(WLLT04; C, N, OZ, UB)



ceiling flush mounted



Martine Ceiling Flush Mount
with Onyx Diffuser
W 13 1/4" x H 4"
(MILT02; N, UB, OZ)




Sentinel II Ceiling Flush Mount
with Glass Diffuser
L 12 1/2" x W 12 1/2" x H 3 1/2"
(SELT72; C, N)

Stunning. Secure. Stylish. Lights that hug the ceiling and light up any room in the house. The look is always gracious and inviting, the construction sturdy and substantial.



Henry Ceiling Flush Mount
L 9 9/16" x W 9 9/16" x H 5 1/8"
(HNLTO1; C, N, UB)



Signal Mini Ceiling Flush
Mount with Acrylic Shade
D 6 3/16" x H 7 3/8"
(SILT05; N, UB, W)




R.W. Atlas Ceiling Flush Mount
with Glass Shades
L 17" x H 11 13/16" x W 17"
(RWLT02; UB, BN)



Marlon Ceiling Flush
Mount with Glass Shade
D 12 3/4" x H 4 3/4"
(MNLTO5; N, UB)



wall mounted sconces



Helio Wall Mounted Single Arm
Sconce with Glass Shade
W 6" x H 7 1/4" x E 7 3/8"
(HOLT02; OZ, N, UB)



Compass Wall Mounted Single
Arm Sconce with Glass Shade
L 6 11/16" x W 8 5/16" x H 14 1/16"
(CMLT01; N, OZ, UB)

Wall lighting so attractive, they're transformative. Perforated metal, ribbed glass, mini shades to simple glass cylinders. Each sconce or torch casts an atmospheric glow of chic and light.

Torrey Wall Mounted Sconce
with Glass Shade
W 6 1/4" x H 12 3/4" x E 3 1/2"
(TOLTO1; N, UB)



Marlon Wall Mounted Single
Sconce with Glass Shade
W 4" x H 16 1/2" x E 3 1/4"
(MNLTO1; C, N, UB)



Marlon Wall Mounted Double
Sconce with Glass Shades
W 4" x H 23 3/4" x E 3 1/4"
(MNLTO2; C, N, UB)





Henry Wall Mounted Single Arm Sconce with Glass Shade
L 6 13/16" x W 7 7/8" x H 15 1/2"
(HNLTO3; N, C, MUB)



Electra Wall Mounted Single Arm Sconce with Glass Shade
L 3 1/2" x W 7" x H 9 3/8"
(EELTO1; C, N)



Watt Wall Mounted Single Arm Sconce with Plain Glass Shade *
L 5 5/8" x H 13 3/8" x E 6 3/8"
(WLLTO1; C, N, OZ, UB)



Watt Wall Mounted Single Arm Sconce with Ribbed Glass Shade *
L 6 3/8" x H 15 1/2" x E 6 7/8"
(WLLTO2; C, N, OZ, UB)



Arundel Wall Mounted Single Arm Sconce with Glass Shade **
W 7" x H 14 3/4" x E 6 1/4"
(AULTO1; N, UB)



Watt II Wall Mounted Single Arm Sconce with Glass Shade
L 4 15/16" x W 5 5/8" x H 10"
(WLLTO5; C, N, UB)



R.W. Atlas Wall Mounted Single Arm Sconce with Glass Shade
L 3 1/2" x W 6 11/16" x H 7 5/8"
(RWLT03; BN, UB)



R.W. Atlas Wall Mounted Single Arm Sconce with Metal Shade
L 3 1/4" x W 6" x H 7 5/8"
(RWLT04; BN, UB)



Deska Wall Mounted Sconce
W 4 3/8" x H 9" x E 2 1/2"
(DKLT01; UB, CA, AN)



R.W. Atlas Wall Mounted Double Arm Sconce with Glass Shades
L 3 1/2" x W 6 11/16" x H 7 5/8"
(RWLT05; BN, UB)



R.W. Atlas Wall Mounted Double Arm Sconce with Metal Shades
L 14 5/8" x W 6 3/4" x H 5"
(RWLT06; BN, UB)



Point Reyes Wall Mounted Sconce with Glass Diffuser
W 5 3/8" x H 8" x E 3"
(POLTO1; N, OZ, UB)



Aurora Wall Mounted Single Arm Sconce with Glass Shade
W 7" x H 10 3/4" x E 9"
(AALT02; N, UB)



Cameron Wall Mounted Double Arm Sconce with Glass Shades
L 18" x W 6" x H 5"
(CWLT80; C, MN, N)



Hamilton Wall Mounted Single Arm Sconce with Glass Shade
L 7" x W 8 1/4" x H 10 5/8"
(HMLT01; C, N)



Cole Wall Mounted Single Arm Sconce with Glass Shade
L 5 1/2" x W 6 3/8" x H 8"
(CCLT01; C, N)



Opus Wall Mounted Single Sconce with Glass Shade
L 4 1/2" x W 3 1/2" x H 14"
(OPLT01; C, MN, N)



Opus Wall Mounted Double Sconce with Glass Shade
L 4 1/2" x W 3 3/4" x H 25"
(OPLT02; C, MN, N)



Shane Wall Mounted Single Arm Sconce with Glass Shade
W 4 3/8" x H 11" x E 5 1/2"
(SHLT01; C, N, UB)



Brasserie Wall Mounted Single Sconce with Chicken Wire Glass
W 4 3/4" x H 4 3/8" x E 18"
(BSLT01; B, N, UB)



Navigator Wall Mounted Single Arm Sconce with Glass Shade
L 12 3/8" x W 4 15/16" x H 4 3/4"
(NALT01; AB, N)



Formwork Wall Mounted Single Sconce with Glass Shade
L 3 1/8" x W 2 15/16" x H 13 5/16"
(FMLT01; C, N)



Fabienne Iron Wall Mounted Single Arm Rectangular Sconce *
L 5" x H 12 1/16" x E 7 11/16"
(FBLT02)



Fabienne Iron Wall Mounted Single Arm Octagon Sconce *
L 5" x H 12 5/8" x E 7 11/16"
(FBLT04)



Fabienne Iron Wall Mounted Single Arm Sunburst Sconce *
L 6 1/16" x H 12 5/8" x E 7 11/16"
(FBLT03)



Newell Wall Mounted Single Arm Sconce with Fabric Shade
L 6 3/8" x W 7 15/16" x H 21 3/8"
(NELT01; UB, AN, N, C)



Blue Note Wall Mounted Single Arm Sconce with Fabric Shade
L 6 3/8" x W 8 5/8" x H 17"
(BLLT01; N, AB)



Dewey Wall Mounted Single Arm Sconce with Fabric Shade
W 4 1/2" x H 12" x E 5 1/2"
(DWLT01; N, UB, OZ)

Dunhill Wall Mounted Double Arm Sconce with Fabric Shade
L 11" x W 5 7/8" x H 16 7/8"
(DNLT01; N)



Fairfax Wall Mounted Single Arm Sconce with Glass Shade
L 5" x W 6 1/2" x H 19 1/4"
(FALT01; N)



Marley Wall Mounted Single Arm Sconce with Fabric Shade
L 7" x W 9" x H 13 7/8"
(MLLT01; N)

Sargent Wall Mounted Single Arm Sconce with Glass and Porcelain Shade
L 10" x W 5 5/8" x H 16 9/16"
(SRLT01; ARZ, N)



Duplex Wall Mounted Single Arm Sconce *
L 6" x W 7 1/2" x H 12"
(NWL42; C, MN, N)



Spence Wall Mounted Single Arm Sconce with Fabric Shade
L 10" x W 5 5/8" x H 14 7/16"
(SPLT01; AB, N)



Erna Wall Mounted Single Arm Sconce with Fabric Shade
W 5 1/2" x H 12 3/4" x E 6 1/4"
(EZLT01; N, UB)

Martine Wall Mounted Single Arm
Sconce with Onyx Diffuser
W 6 5/8" x H 9 3/8" x E 4"
(MILT01; OZ, N, UB)



Addair Wall Mounted Single
Sconce with Glass Shade
W 4 5/8" x H 17" x E 5"
(ADLT01; UB, N)



Addair Wall Mounted Double
Sconce with Glass Shade
W 4 5/8" x H 27 3/8" x E 5"
(ADLT02; UB, N)



Montecito Wall Mounted Double Arm
Sconce with Perforated Shades
D 14 1/2" x H 12" x E 7 1/2"
(MTLT02; N, UB)



Montecito Wall Mounted Single
Arm Sconce with Perforated Shade
D 5 1/2" x H 12" x E 7 1/2"
(MTLT01; N, UB)



Derby Wall Mounted Single Arm
Small Sconce with Metal Shade
D 7 1/2" x H 8 1/4" x E 9 5/8"
(DYLT00; N, UB)



Derby Wall Mounted Single Arm
Large Sconce with Metal Shade
W 9" x H 12" x E 15 1/4"
(DYLT01; N, UB)



Derby Wall Mounted Single Arm
Hook Sconce with Metal Shade
W 9" x H 16 1/2" x E 17 1/2"
(DYLT02; N, UB)



Henry Wall Mounted Sconce
W 9 9/16" x H 9 9/16" x E 5 1/8"
(HNLT01; C, N, MUB)

counter mounted




Ipswich Counter Mounted
Light with Mesh Shade
L 10" x W 10" x H 30 1/2"
(IPLT02; N, UB)



Washington Counter Mounted
Light with Fabric Shade
L 30" x W 14" x H 28 3/4"
(WSLT01; BN, UB)

knobs



R.W. Atlas 2" Latch with 1 1/3" Knob
(RWHW09; BN, N, UB)



R.W. Atlas Ball Knob
1 1/4" (RWHW12; BN, N, UB)
1 5/8" (RWHW13; BN, N, UB)
2" (RWHW14; BN, N, UB)



With over 75 hardware knob choices, there's a look for every décor in every room. Smoothly round, elegantly faceted or intricately accented, our exclusive knobs give you something to securely hold onto. Each is an artistic study of shape, texture and proportion.



R.W. Atlas Round knob
1 1/4" (RWHW01; BN, N, UB)
1 1/2" (RWHW02; BN, N, UB)
2" (RWHW03; BN, N, UB)



R.W. Atlas Rosette Knob
1 1/4" (RWHW10; BN, N, UB)
1 5/8" (RWHW11; BN, N, UB)

Henry Knob
 1 1/4" (HNHW01; UB, N, MN, C)
 1 1/2" (HNHW02; UB, N, MN, C)
 1 3/4" (HNHW03; UB, N, MN, C)



Ojai Knob
 1 1/2" (OJHW02; UB, N, MN)



Rondelle Knob
 1 1/4" (ROHW01; UB, N, MN, C)
 1 1/2" (ROHW02; UB, N, MN, C)



Encore Knob
 1 1/2" (ERHW01; N, UB)
 1 7/8" (ERHW02; N, UB)



Regulator Knob
 1 1/2" (RGHW01; UB, N, MN, ABZ)
 1 3/4" (RGHW02; UB, N, MN, ABZ)
 2 1/2" (RGHW03; UB, N, MN, ABZ)



Chord Knob
 1 1/4" (CKHW01; MN, N, UB)



Camden Knob
 1 1/4" (CAHW01; N, UB)
 1 1/2" (CAHW02; BN, N, UB)



Pinkerton Knob
 1 1/2" (PKHW01; MN, N, UB)



Waterworks Martini Knob
 1" (WWHW21; C, MN, N)
 1 1/4" (WWHW22; C, MN, N)



Grimsby Knob
 1 1/4" (GMHW01; UB, N, MN)
 1 1/2" (GMHW02; UB, N, MN)



Portico Knob
 1 1/4" (POHW01; UB, N, MN, AB)
 1 1/2" (POHW02; UB, N, MN, AB)



Fallbrook Leather Knob
 1 1/8" (FKHW01; UB, N, TAL, CEL, COL)
 1 1/2" (FKHW05; UB, N, TAL, CEL, COL)
 1 3/4" (FKHW06; UB, N, TAL, CEL, COL)



Peerless Knob
 1" (PRHW01; N, UB)
 1 1/4" (PRHW02; N, UB)



Brogue Knob
 1 1/2" (BUHW02; UB, N, MN, AB)

Tremont Knob
 7/8" (TZHW01; MN, N, UB)
 1 1/4" (TZHW02; MN, N, UB)



Cushing Knob
 7/8" (CHHW01; N, UB)
 1 1/4" (CHHW02; N, UB)



University Knob
 1" (UNHW11; C, MN, N)
 1 1/8" (UNHW12; C, MN, N)



Boulevard Knob
 1 1/4" (BDHW11; MN, N, UB)
 1 3/8" (BDHW10; MN, N, UB)
 1 3/4" (BDHW12; MN, N, UB)



Easton Knob
 1" (EAHW10; C, MN, N)
 1 1/4" (EAHW14; C, MN, N)



Beacon Knob
 1 1/4" (BNHW10; C)



Worth Knob
 1 1/4" (WOHW02; N, UB)
 1 3/4" (WOHW03; N, UB)
 2 1/2" (WOHW01; N, UB)



Etoile Porcelain Knob
 1" (ETHW11; C, MN, N)
 1 1/4" (ETHW14; C, MN, N, UB)



Etoile Metal Knob
 1" (ETHW10; C, MN, N)
 1 1/4" (ETHW15; C, MN, N)



Aero Knob
 1" (AEHW10; C, N)
 1 1/4" (AEHW14; C, N)



Muir Metal and Walnut Knob
1 1/2" (MUHW02: UB, N)



Muir Metal and Walnut Inset Knob
1 1/2" (MUHW01: UB, N)



Tumbler Knob
1 1/4" (TBHW01: MN, N, UB)
1 1/2" (TBHW02: MN, N, UB)



Sterling Latch
1 1/4" (SRHW01: MN, N)



Steward Knob
1 1/2" (SWHW03; MN, UB)
1 3/4" (SWHW04; MN, UB)



Steward Knob with Backplate
1 1/2" (SWHW01; MN, N, UB)
1 3/4" (SWHW02; MN, N, UB)



Dune Knob
1 1/4" (DUHW01; UB, N, MN)
1 1/2" (DUHW02; UB, N, MN)



Isla Petra Knob
1" Petra (ISHW01; UB, BB, BN, N)
1 1/4" Petra (ISHW02; UB, BB, BN, N)



Prism Octagon Knob
1" (PIHW13; C, N)
1 1/4" (PIHW14; C, N)


Enfield Knob
1 1/4" (ENHW01; UB, N, MN)
1 1/2" (ENHW02; UB, N, MN)



Millbrook Knob
2 1/2" (MLHW01; N)




Stockton Walnut Knob
1 1/4" (SKHW01; N, UB)



Isla Geode Knob
1" Geode (ISHW03; UB, BB, BN, N)
1 1/4" Geode (ISHW04; UB, BB, BN, N)

pulls



Dorland Hammered Pull
1 3/4" (DRHW01; UB, N, MN)



Dorland Smooth Pull
1 3/4" (DRHW03; UB, N, MN)

The jewelry of drawers and cabinets throughout the home. With new materials like leather and wood, our selection of more than 100 distinctive pulls is crafted with smooth precision, inviting you to personalize with style and ease of movement.



Dorland Smooth Pull
4" (DRHW04; UB, N, MN)



Dorland Hammered Pull
4" (DRHW02; UB, N, MN)



Dillon Pull
4 1/2" Recessed (DNHW01; BN, N, UB)
4" (DNHW04; BN, N, UB)
6" (DNHW06; BN, N, UB)
12" (DNHW12; BN, N, UB)

Larkspur Pull
3" (LKHWO3; BN, N, UB)
6" (LKHWO6; BN, MN, N, UB)



Laguna Pull
4" (LNHW04; BN, N, UB)
12" (LNHW12; BN, N, UB)



Cushing Pull
2 1/4" (CHHW20; N, UB)
3" (CHHW03; N, UB)
4" (CHHW04; N, UB)
6" (CHHW06; N, UB)

Cushing Pull
18" (CHHW18; N, UB)



Ojai Pull
6" (OJHW06; UB, N, MN)



Tremont Pull
2 1/4" (TZW20 N, UB)
3" (TZW03; N, UB)
4" (TZW04; N, UB)
6" (TZW06; N, UB)

Tremont Pull
18" (TZW18; N, UB)



Tumbler Pull
4" (TBHW04; UB, N, MN)
6" (TBHW06; UB, N, MN)



Pinnacle Pull
2" (PAHW02; N, UB)
4" (PAHW04; N, UB)
6" (PAHW06; N, UB)

Pinnacle Pull
10" (PAHW10; N, UB)



Henry Pull
4" (HNHW04; UB, N, MN, C)
6" (HNHW06; UB, N, MN, C)





Abbott Leather Pull
 4" (AOHW04; UB, N, VP, CEL, COL)
 6" (AOHW06; UB, N, VP, CEL, COL)
 12" (AOHW12; UB, N, VP, CEL, COL)
 12" Appliance (AOHW13; UB, N, VP, CEL, COL)



Riverside Leather Pull
 4" (RVHW04; TAL, CEL)



Riverside Leather Pull
 12" Appliance (RVHW12; TAL, CEL)
 12" (RVHW12; TAL, CEL)



Napa Leather Pull
 4" (NPHW04; N, UB, CEL, CAL)
 8" (NPHW08; N, UB, CEL, CAL)
 12" (NPHW12; N, UB, CEL, CAL)



Sonoma Leather Appliance Pull
 12" (SOHW12; N, UB, CEL, CAL)
 18" (SOHW18; N, UB, CEL, CAL)
 24" (SOHW24; N, UB, CEL, CAL)



Wilshire Leather Pull
6" (WHHW06; COL, CEL, N, UB)
9" (WHHW09; COL, CEL, N, UB)
12" (WHHW12; COL, CEL, N, UB)



Wilshire Leather Strap Pull
1 1/4" (WHHW01; COL, CEL, N, UB)



Rockport Leather Strap Pull
1 1/4" (RKHW01; N, UB, TAL)



Rockport Leather Pull
6" (RKHW06; N, UB, TAL)
9" (RKHW09; N, UB, TAL)
12" (RKHW12; N, UB, TAL)



Echo Park Leather Pull
1 7/8" (EPHW02; UB, N, VP, CAL, CEL)



Echo Park Leather Pull
4 1/2" (EPHW04; UB, N, VP, CAL, CEL)



Echo Park Leather Pull
4 1/8" (EPHW05; UB, N, VP, CAL, CEL)



Attersee Leather Pull
1 1/8" (ATHW01; N, UB, COL, CEL)



Fallbrook Leather Pull
4 1/4" (FKHW04; N, UB, COL)



Fallbrook Leather Pull
1 3/4" (FKHW02; N, UB, COL)

Pomona Pull
1 1/4" (PMHW01; UB, N, MN)



Arcata Drop Pull
1 3/4" (ARHW03; UB, N, MN)



Arcata Pull
1 3/4" (ARHW02; UB, N, MN)



Pomona Pull
4 1/4" (PMHW05; UB, N, MN)



Redondo Pull
3 1/16" (REHW03; UB, N, MN)
4 11/16" (REHW04; UB, N, MN)



Oliver Walnut Pull
4" (OVHW04; N, UB)



Oliver Walnut Pull
6" (OVHW06; N, UB)



Pinkerton Pull
4" (PKHW04; UB, N, MN)
6" (PKHW06; UB, N, MN)



Apex Pull
4 3/4" (AXHW04; N, UB)
6" (AXHW06; N, UB)
12" (AXHW04; N, UB)

Stockton Metal Pull
6 1/4" (SKHW07; AB/ABZ, AB/MN, N)
12" (SKHW13; AB/ABZ, AB/MN, N)



Stockton Metal Pull
3" (SKHW04; AB/ABZ, AB/MN, N)



Muir Metal and Walnut Pull
4" (MUHW04; N, UB)
12" Appliance (MUHW12; N, UB)



Stockton Walnut Pull
3" (SKHW03; N, UB)



Stockton Walnut Pull
6" (SKHW06; N, UB)



Stockton Walnut Pull
12" (SKHW12; N, UB)



Harwich Recessed Pull
2 1/2" Pull (HHHW01; MN, N)



Bolinas Recessed Pull
3" (BOHW03; BN, N, UB)



R.W. Atlas Sash Pull
4" (RHHW15; BN, N, UB)
5" (RHHW16; BN, N, UB)
6" (RHHW17; BN, N, UB)



R.W. Atlas Cylinder Pull
5" (RHHW18; BN, UB)
4 1/4" (RHHW19; BN, UB)
6" (RHHW20; BN, UB)



R.W. Atlas Pull
5" (RHHW04; BN, N, UB)
6 1/2" (RHHW06; BN, N, UB)



Big Sur Recessed Pull
5" (BGHW05; BN, N, UB)



R.W. Atlas Pull
15" (RHHW05; BN, N, UB)



R.W. Atlas Lever Handle Pull
2 1/8" (RHHW07; BN, UB)

Paragon Pull
4 1/4" (PGHW04; N, UB)
9" (PGHW09; N, UB)



R.W. Atlas Wing Handle Pull
3 1/4" (RHHW08; BN, N, UB)

Waterworks Bin Pull
3 1/2" (WWHW35; ARZ, C, MN, N)

Paddock Drop Pull
 3 3/4" (PCHW01; MN, N, UB)
 6" (PCHW06; UB, N, MN)



Paddock Pull
 4" (PCHW04; UB, N, MN)



Portsmouth Pull
 4" (PHHW04; N, UB)
 6" (PHHW06; N, UB)



Ridley Pull
 4" (RIHW04; N, UB)
 6" (RIHW06; N, UB)
 12" (RIHW12; N, UB)



Fremont Drop Pull
 1 3/4" (FNHW02; UB, N, MN, C)



Fremont Pull
 1 3/4" (FNHW01; UB, N, MN, C)



Knox Pull
 1 3/4" (KXHW01; MN, N, UB)
 2 1/4" (KXHW02; MN, N, UB)



Guilford Pull
 4" (GFHW04; BN, N, UB)
 6" (GFHW06; BN, N, UB)

hinges

Salem Hinge
 3" (SMHW01; MN, N, UB)



Harpwell Hinge
 4 1/2" (HWHW01; MN, N, UB)



Boothbay Hinge
 3 1/2" (BBHW01; BN, N, UB)
 6 1/2" (BBHW02; BN, N, UB)

kitchen faucets



Henry Three Hole Gooseneck Kitchen
Faucet, Metal Cross Handles and Spray
(HNKM20; UB, C, N, MN)



A Waterworks faucet is a mark of distinction. Our innovation, unparalleled craftsmanship and industrial integrity underscore our commitment to superior quality and design. Sleek, modern or Edwardian elegance, these are faucets engineered to stand the test of time.

Henry Three Hole Gooseneck
Kitchen Faucet, Metal Lever
Handles and Spray
(HNKM30; UB, C, N, MN)



Henry One Hole Gooseneck Kitchen
Faucet, Metal Lever Handle
(HNKM15; UB, C, N, MN)



Henry One Hole Gooseneck Kitchen
Faucet, Metal Lever Handle and Spray
(HNKM10; UB, C, N, MN)



easton classic

accented with a smooth handle base



Easton Classic Two Hole Bridge Gooseneck Kitchen Faucet, White Porcelain Lever Handles and Spray (EAKM33; UB, C, N, MN)



Easton Classic Two Hole Bridge Gooseneck Kitchen Faucet, Metal Lever Handles and Spray (EAKM32; UB, C, N, MN)



Easton Classic Two Hole Bridge Kitchen Faucet, Metal Cross Handles and White Porcelain Spray (EAKM31; UB, C, N, MN)



Easton Classic Two Hole Bridge Gooseneck Kitchen Faucet, Metal Cross Handles (EAKM01; UB)



Easton Classic Spray, Metal Lever Handle (EAKM07; UB, C, N, MN)



Easton Classic Spray, White Porcelain Lever Handle (EAKM08; UB, C, N, MN)



Easton Classic Spray, Black Porcelain Lever Handle (EAKM09; C, N)



Easton Classic Spray, Oak Lever Handle (EAKM10)



Easton Classic Two Hole Bridge Gooseneck Kitchen Faucet, Oak Lever Handles and Spray (EAKM35; UB)



Easton Classic Two Hole Bridge Gooseneck Kitchen Faucet, Metal Lever Handles (EAKM02; UB, C, N, MN)



Easton Classic Two Hole Bridge Gooseneck Kitchen Faucet, White Porcelain Lever Handles (EAKM03; UB, C, N, MN)



Easton Classic Two Hole Bridge Gooseneck Kitchen Faucet, Black Porcelain Lever Handles (EAKM04)



Easton Classic Two Hole Bridge Gooseneck Kitchen Faucet, Oak Lever Handles (EAKM05)

easton vintage

accented with a detailed hexagonal handle base



Easton Vintage Two Hole Bridge Gooseneck Kitchen Faucet, Metal Lever Handles and Spray (EAKM42; UB, C, N, MN)



Easton Vintage Two Hole Bridge Gooseneck Kitchen Faucet, Metal Cross Handles (EAKM11; UB)



Easton Vintage Two Hole Bridge Gooseneck Kitchen Faucet, White Porcelain Lever Handles (EAKM13; UB)



Easton Vintage Two Hole Bridge Gooseneck Kitchen Faucet, Black Porcelain Lever Handles (EAKM14)



Easton Vintage Two Hole Bridge Gooseneck Kitchen Faucet, Oak Lever Handles (EAKM15; C)

Easton Vintage Two Hole Bridge Gooseneck Kitchen Faucet, Metal Cross Handles and White Porcelain Spray (EAKM41; UB, C, N, MN)



Easton Vintage Spray, Metal Lever Handle (EAKM17; UB)



Easton Vintage Spray, White Porcelain Lever Handle (EAKM18; UB)



Easton Vintage Spray, Black Porcelain Lever Handle (EAKM19; N)



Easton Vintage Two Hole Bridge Gooseneck Kitchen Faucet, White Porcelain Lever Handles and Spray (EAKM43)



Easton Vintage Two Hole Bridge Gooseneck Kitchen Faucet, Black Porcelain Lever Handles and Spray (EAKM44)



Easton Vintage Two Hole Bridge Gooseneck Kitchen Faucet, Oak Lever Handles and Spray (EAKM45)

Easton Vintage Two Hole Bridge Gooseneck Kitchen Faucet, Metal Lever Handles (EAKM12; UB, C, N, MN)



Easton Vintage Spray, Oak Lever Handle (EAKM20; N)

Regulator Gooseneck Single Spout Kitchen
Faucet, Metal Wheel Handle and Spray
(RGKM20; UB, C, N, MN)



Regulator Gooseneck Double Spout
Marquee Kitchen Faucet, Metal Wheel
Handles and Spray
(RGKM50; UB, C, N, MN)



R.W. Atlas Two Hole Bridge High
Profile Kitchen Faucet, Metal Side
Mount Levers and Spray
(RWKM10; UB, N, BN)





Medoc One Hole High Profile Kitchen Faucet, White Porcelain Lever Handles (MEKM40; UB, C, N, MN, ACO)



Medoc One Hole High Profile Kitchen Faucet, Metal Lever Handles (MEKM42; UB, N, ACO)



Orleans One Hole Gooseneck Kitchen Faucet, Metal Lever Handle and Spray (ORKM02; UB, C, N, MN)



Aero Retro Three Hole Gooseneck Kitchen Faucet, Metal Lever Handles and Spray (RTKM04; UB)



Orleans One Hole Gooseneck Kitchen Faucet, White Porcelain Lever Handle and Metal Spray (ORKM01; UB, C, N, MN)



Calais One Hole Gooseneck Kitchen Faucet, White Porcelain Lever Handles (CSKM40; UB, N, MN, ACO)



Calais One Hole Gooseneck Kitchen Faucet, Metal Lever Handles (CSKM42; UB, N, MN, ACO, AB)



.25 One Hole High Profile Kitchen Faucet, Short Metal Handle and Metal Spray (PTKM15; UB, C, N, MN)



Odeon One Hole Low Profile Kitchen Faucet, Metal Lever Handle (ODKM13; C, MN)



Margot One Hole Low Profile Kitchen Faucet, Metal Lever Handle (WWKM14)



.25 One Hole High Profile Kitchen Faucet, Metal Handle and Metal Spray (PTKM10; UB, C, N MN)



Universal Modern One Hole High Profile Kitchen Faucet, Metal Lever Handle and Spray (UNKM10; UB, C, N, MN)



Formwork One Hole High Profile Kitchen Faucet, Metal Joystick Handle and Spray (FMKM10; UB, C, N)



Julia Three Hole High Profile Kitchen Faucet, Metal Cross Handles (JUKM28; UB)



Julia Three Hole High Profile Kitchen Faucet, Metal Lever Handles (JUKM29; UB)



Julia Three Hole High Profile Kitchen Faucet, White Porcelain Lever Handles (JUKM30)



Julia Wall Mounted Two Hole Bridge Low Profile Kitchen Faucet, Metal Cross Handles (JUKM02; UB)

Julia Three Hole High Profile Kitchen Faucet, Metal Lever Handles and Spray (JUKM19; UB, C, N, MN)



Julia Three Hole High Profile Kitchen Faucet, Metal Cross Handles and Spray (JUKM18; UB, C, N, MN)

Julia Two Hole Bridge High Profile Kitchen Faucet, Metal Lever Handles (JUKM13; UB)



Julia Two Hole Bridge High Profile Kitchen Faucet, Metal Cross Handles (JUKM12; UB, C, N, MN)



Julia Three Hole High Profile Kitchen Faucet, White Porcelain Lever Handles and Spray (JUKM20; UB)



Julia One Hole High Profile Kitchen Faucet, Metal Lever Handle and Spray (JUKM09; UB, C, N, MN)



Julia Two Hole Bridge High Profile Kitchen Faucet, White Porcelain Lever Handles (JUKM14; UB)



Julia One Hole High Profile Kitchen Faucet, Metal Cross Handles (JUKM11; UB)



Julia Two Hole Bridge Articulated Kitchen Faucet, Metal Cross Handles and Spray (JUKM42; UB, C, N, MN)



Julia Three Hole Articulated Kitchen Faucet, Metal Lever Handles and Spray (JUKM49; UB, C, N, MN)



Julia Two Hole Bridge Articulated Kitchen Faucet, Metal Lever Handles and Spray (JUKM43; UB, C, N, MN)



Julia Three Hole Articulated Kitchen Faucet, Metal Cross Handles and Spray (JUKM48; UB, C, N, MN)



Julia Wall Mounted Two Hole Bridge Articulated Kitchen Faucet, Metal Cross Handles (JUKM05)



bar faucets



Formwork One Hole High Profile Bar
Faucet, Metal Joystick Handle
(FMKM30; UB, C, N)



Henry One Hole High Profile Bar
Faucet, Metal Cross Handle
(HNKM40; UB, C, N, MN)



.25 One Hole High Profile Bar
Faucet, Metal Handle
(PTKM30; UB, C, N, MN)



.25 One Hole High Profile Bar Custom
Faucet, Short Metal Handle
(PTKM35; UB, C, N, MN)




Regulator One Hole Gooseneck Bar
Faucet, Metal Wheel Handle
(RGKM01; UB, C, N, MN)



R.W. Atlas One Hole High Profile Bar
Faucet, Metal Lever Handle
(RWKM30; UB, N, BN)

Unique and uncompromising. Whether for a bar or a prep station, these faucets pack personality and performance into single-handle designs that complement the spirit of a room. Choose from original styles like a wheel-controlled gooseneck to a joystick-operated angular spout.

pot fillers



Henry Wall Mounted
Articulated Pot Filler, Metal
Cross Handle
(HNPF01; UB, C, N, MN)



R.W. Atlas Wall Mounted
Articulated Pot Filler, Metal
Lever Handles
(RWPF10; UB, N, BN)



Julia Wall Mounted
Articulated Pot Filler, Metal
Cross Handle
(JUPF31; UB, C, N, MN)



Easton Classic Wall Mounted
Extension Pot Filler, Metal
Cross Handle
(EAPF21; UB, C, N)

Elegance born of purpose. Our pot fillers have sleek lines and long arms – articulated or extended – to pull out and then tuck away.



Universal Modern Wall
Mounted Articulated Pot Filler,
Metal Lever Handle
(UNPF01; UB, C, N, MN)



Regulator Wall Mounted
Articulated Pot Filler, Metal Wheel
and Lever Handles
(RGPF01; UB, C, N, MN)

kitchen sinks



The kitchen's most central appliance is anything but basic. We have sinks as individual as the home they will live in: oversized industrial, multi-bowled, back splash and drainboards; metal, fireclay or stone. We design, you choose.



Kerr Twin Brushed Stainless Steel Kitchen Sink with Rear Drains
L 35 3/4" x D 18 1/2" x H 10 5/8" (KRSK30)
L 45 1/4" x D 18 3/4" x H 10" (KRSK32)



Kerr Brushed Stainless Steel Kitchen Sink with Rear Drain
L 31 3/4" x D 19 3/4" x H 9 1/2" (KRSK14)



Kerr Brushed Stainless Steel Kitchen Sink with Center Drain
L 19 3/4" x D 17 3/4" x H 9 1/2" (KRSK10)



Kerr Brushed Stainless Steel Kitchen Sink with Rear Drain
L 23 1/4" x D 19 3/4" x H 9" (KRSK12)



Kerr Double Brushed Stainless Steel Kitchen Sink with Rear Drains
 L 34 1/4" x D 18 1/4" x H 8 5/8" (KRSK50)
 L 40" x D 18" x H 10" (KRSK52)
 L 46 7/16" x D 18 1/4" x H 10" (KRSK54)



Kerr Brushed Stainless Steel Kitchen Sink with Center Drain and Workspace
 L 57 3/8" x D 19 3/8" x H 10" (KRSK62)



Kerr Brushed Stainless Steel Ranchhouse Apron Kitchen Sink with Center Drain
 L 42" x D 21" x H 15" (KRSK74)



Kerr Twin Brushed Stainless Steel Ranchhouse Apron Kitchen Sink with Center Drains
 L 47 11/16" x D 21" x H 14 5/8" (KRSK76)



Kerr Triple Brushed Stainless Steel Kitchen Sink with Rear Drains
 L 57 1/8" x D 18 1/4" x H 10" (KRSK60)



Kerr Brushed Stainless Steel Farmhouse Apron Kitchen Sink with Center Drain and Drainboard
 L 48" x D 21" x H 10 1/4" (KRSK80)




Kerr Brushed Stainless Steel Kitchen Sink with Center Drain
 L 39 1/4" x D 18 3/4" x H 10" (KRSK16)
 L 45 1/4" x D 18 3/4" x H 10" (KRSK18)



Kerr Brushed Stainless Steel Farmhouse Apron Kitchen Sink with Center Drain
 L 24" x D 18" x H 9" (KRSK70)
 L 30" x D 18" x H 10 1/8" (KRSK72)



Kerr Brushed Stainless Steel Farmhouse Apron Kitchen Sink with Center Drain, Backsplash and Drainboard
 L 48" x D 27 1/8" x H 22" (KRSK82)



Normandy Hammered Copper Farmhouse Apron Kitchen Sink with Center Drain
L 29 9/16" x D 17 11/16" x H 9 5/8" (NOSK39; ACO)



Normandy Hammered Copper Kitchen Sink with Center Drain
L 30" x D 20" x H 10" (NOSK40; ACO)



Normandy Hammered Copper Round Kitchen Sink with Center Drain
L 17 11/16" x D 17 11/16" x H 6 1/2" (NOSK14; ACO, MN)



Normandy Hammered Copper Square Kitchen Sink with Center Drain
L 18 1/2" x D 17 5/16" x H 6 11/16" (NOSK30; ACO, N, MN)



Clayburn White Fireclay Ribbed Apron Farmhouse Kitchen Sink with Center Drain
L 30" x D 20" x H 10" (CASK52)



Clayburn Twin White Fireclay Ribbed Apron Farmhouse Kitchen Sink with Center Drains
L 33" x D 19 3/4" x H 10" (CASK53)



Titan Stone Apron Farmhouse Kitchen Sink with Center Drain
L 30" x D 18" x H 6" (TNSK30)



Titan Stone Apron Farmhouse Kitchen Sink with Center Drain
L 36" x D 22" x H 6" (TNSK36)



Clayburn White Fireclay Kitchen Sink with Center Drain
L 32 1/4" x D 20 3/4" x H 11" (CASK40)



Clayburn Double White Fireclay Farmhouse Apron Kitchen Sink with Center Drains
L 35 1/2" x D 19 3/4" x H 10" (CASK55)



Titan Carrara Marble Apron Farmhouse Kitchen Sink with Center Drain
L 29 13/16" x D 17 15/16" x H 7 13/16" (TNSK04)



Clayburn White Fireclay Farmhouse Apron Kitchen Sink with Center Drain
L 35 1/2" x D 19 3/4" x H 10" (CASK54)



Clayburn White Fireclay Farmhouse Apron Kitchen Sink with Center Drain and Drainboard
L 35 1/2" x D 19 3/4" x H 10" (CASK56)



Clayburn White Fireclay Farmhouse Apron Kitchen Sink with Rear Drain
L 23 3/8" x D 18 3/4" x H 8 7/8" (CASK50)



Clayburn White Fireclay Farmhouse Apron Kitchen Sink with End Drain
L 29 9/16" x D 17 13/16" x H 9 3/4" (CASK51)

bar sinks

A stylish extension of the kitchen, these superbly-crafted sinks are the perfect mix of updated design, rich materials and sculpted shapes.



R.W. Atlas Basalt Stone Apron Bar Sink with Center Drain
L 16" x D 13 1/16" x H 7 1/16" (RWSK51)



Clayburn White Fireclay Bar Sink with End Drain
L 22 3/4" x D 14 3/4" x H 8 7/8" (CASK30)



R.W. Atlas Arabescato Stone Apron Bar Sink with Center Drain
L 16" x D 13 1/16" x H 7 1/16" (RWSK51)



Normandy Hammered Copper Oval Bar Sink with Center Drain
L 15 3/4" x D 11 13/16" x H 5 7/16"
(NOSK23; ACO, UB, N, MN)



Normandy Hammered Copper Round Bar Sink with Center Drain
L 13 3/4" x D 13 3/4" x H 6 5/16"
(NOSK18; ACO, UB, N, MN)



Normandy Hammered Copper Bar Sink with Center Drain
L 14 15/16" x D 11 7/16" x H 5 11/16"
(NOSK25; ACO, UB, N, MN)

worktables



Bromley Walnut Worktable *
L 81" x W 39" x H 34"
(BYWK01)



Cuisinier Worktable
L 65 1/4" x W 29 3/8" x H 33 15/16"
(CUWK01)




Oskar Oak Worktable
L 84" x W 36" x H 36"
(OKWK01)

A worktable must live up to its name in purpose, while complementing the cabinet décor. Ours get the job done, whether your look is high-end industrial, sleek mid-century or European traditional.



Iverness Alder Worktable *
L 74" x W 38" x H 35"
(IVWK01)

pot racks



Gansevoort Oak and Steel Ceiling Mounted Pot Rack
L 40 7/8" x W 22 3/16" x H 25 11/16"
(GVPR01)



Chefs need easy and instant access to often used pots. Wall or ceiling mounted, we have engineered racks to hang a select few or to organize more than a dozen, so favorite pots are where they belong – at your fingertips.

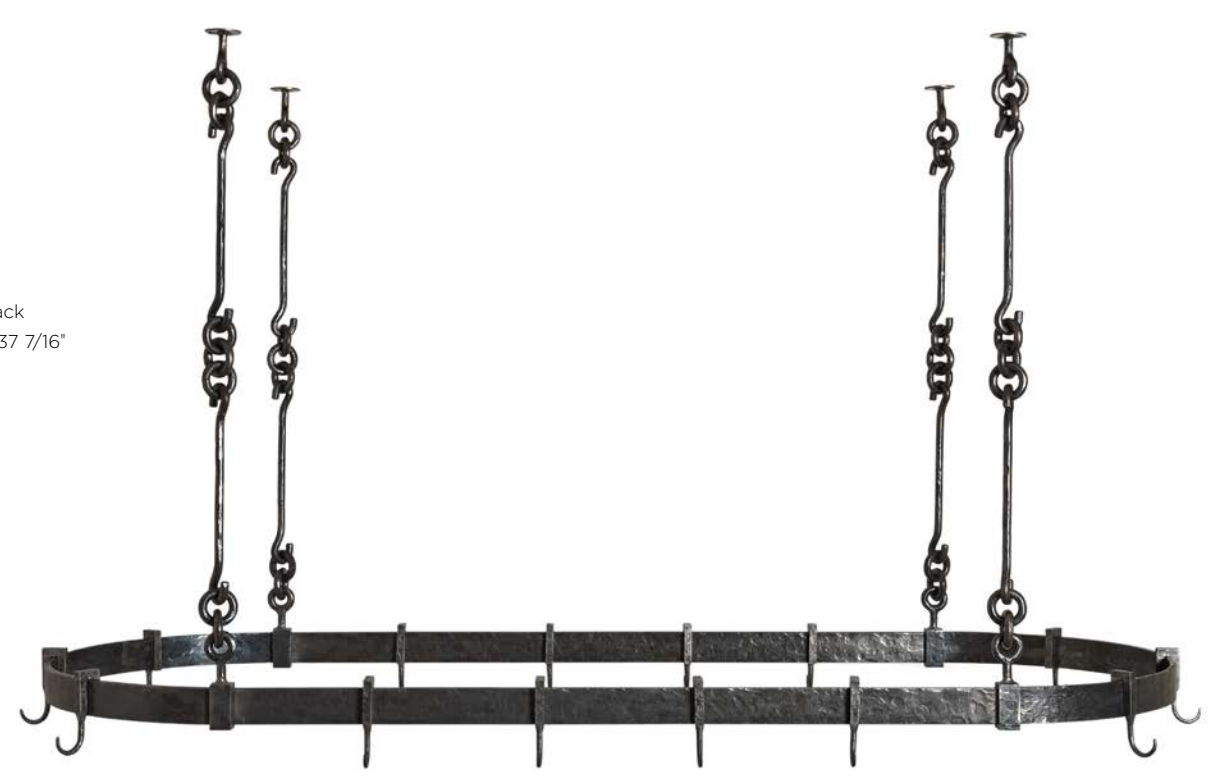


Gansevoort Oak and Steel Wall Mounted Pot Rack
L 35 3/16" x W 16 7/8" x H 16 13/16"
(GVPR02)

Wells Ceiling Mounted Pot Rack
(WEPRO2; N, UB)



Hearth Iron Pot Rack
L 66" x W 28" x H 37 7/16"
(HEPRO1)



Metropole Pot Rack
(MEPRO1; N, C, MN, BN, UB)



Metropole Cabinet Mounted Pot Rack
(MEPRO2; N, C, MN, BN, UB)



Rutherford Ceiling Mounted Pot Rack
(RHPRO1; N, C, MN, BN, UB)




cabinetry



The canvas that sets the tone. Whether you're creating a modern or traditional space, our cabinets are born of superior craftsmanship, artistry, and versatility. Our designs start with the finest wood and are meticulously manufactured in the U.S. by skilled cabinet makers. Available in a range of natural wood finishes, and rich, exclusive paint colors.

surfaces




Create an engaging sensory experience of color, texture and pattern. We offer hundreds of options for backsplashes, walls, floors and counters in a wide range of materials, including: brick, stone, ceramic, glass, wood, terra cotta and porcelain. No two kitchens need look alike.

furnishings



Little things matter – especially in the kitchen where form and function are one. Every furnishing we offer is strikingly authentic, including serving ware, cutting boards, textiles and accent pieces. Handmade and one-of-a-kind selections create a style spectrum that is equally wide-reaching, from modern and minimalist, to rustic and rare.



explore the possibilities

From inspiration to installation, our full-service design team will guide the process of creating a space that reflects your unique sense of hospitality and style. Waterworks offers a wide range of color combinations and special finishes to personalize your kitchen.

metal finishes



Antique Brass
(AB)



Antique Copper
(ACO)



Antique Nickel
(AN)



Architectural Bronze
(ARZ)



Shiny Copper
(SC)



Sovereign
(SO)



Unlacquered Brass
(UB)



Vintage Brass
(VB)



Burnished Nickel
(BN)



Carbon
(CA)



Black Crinkle
(KCR)



Burnished Brass
(BB)



Vintage Patina
(VP)



White
(W)



Chrome
(C)



Gold
(G)



Matte Gold
(MG)



Matte Nickel
(MN)



Matte Unlacquered Brass
(MUB)



Nickel
(N)



Old Bronze
(OZ)



Pewter
(PW)

hardware leather colors



Tan Leather
(TAL)



Chestnut Leather
(CEL)



Chocolate Leather
(COL)



Charcoal Leather
(CAL)



CONTACT

For further information, please contact a Waterworks Sales Consultant at a nearby location or call us at 800.899.6757

For a Waterworks sales consultant outside of our markets, international inquiries, or direct sales please call our catalog team at 800.899.6757 or our UK showroom at +44 (0)207.384.4000

For an online catalog please go to waterworks.com

SHOWROOMS

ATLANTA
1 West Paces Ferry Rd
Atlanta, GA 30305
P 404.266.1080 F 404.266.9055

BOSTON
One Design Center Place, Suite 147
Boston, MA 02210
P 617.951.2496 F 617.951.2498

CHICAGO
222 Merchandise Mart Plaza, Suite 136
Chicago, IL 60654
P 312.527.4668 F 312.527.1490

DALLAS
1525 Hi Line Drive, Suite A
Dallas, TX 75207
P 214.749.0465 F 214.749.0481

DENVER
601 S. Broadway, Suite X
Denver, CO 80209
P 303.282.6800 F 303.282.4311

GEORGETOWN
3314 M Street NW
Washington, DC 20007
P 202.333.7180 F 202.333.7207

GREENWICH
23 West Putnam Avenue
Greenwich, CT 06830
P 203.869.7766 F 203.869.7629

LONDON
579-581 King's Road
London, England
SW6 2EH
P +44 (0)207.384.4000

LOS ANGELES
8431 Melrose Place
Los Angeles, CA 90069
P 310.289.5211 F 310.289.1028

MIAMI
167 NE 39th Street
Miami, FL 33137
P 305.573.7593 F 305.573.7460

NYC 58TH STREET
215 East 58th Street
New York, NY 10022
P 212.371.9266 F 212.371.9263

NYC FLATIRON
7 East 20th Street
New York, NY 10003
P 212.254.6025 F 212.254.6069

NYC KITCHEN
979 3rd Avenue, Suite 134
(Entrance on 59th Street)
New York, NY 10022
P 212.371.9266 F 212.371.9263

SAN FRANCISCO
Moving Sept 2016:
111 Rhode Island Street, Suite H
San Francisco, CA 94103
P 415.431.7160 F 415.431.7387

SCOTTSDALE
4234 N. Craftsman Court, Suite 2
Scottsdale, AZ 85251
P 480.946.2550 F 480.946.2584

BOUTIQUE PARTNERS

Birmingham, AL
La Jolla, CA
Jacksonville, FL
Jupiter, FL
Tampa, FL
West Palm Beach, FL
Savannah, GA
Ketchum, ID
Lexington, KY
Louisville, KY
Bloomfield Hills, MI
Harbor Springs, MI
Minneapolis, MN
St. Louis, MO
Charlotte, NC
Raleigh, NC
Columbus, OH
Cleveland, OH
Oklahoma City, OK
Portland, OR
Charleston, SC
Austin, TX
San Antonio, TX
Salt Lake City, UT
Bellevue, WA
Jackson, WY
Calgary, AB, Canada
Toronto, ON, Canada
Vancouver, BC, Canada
Montreal, QC, Canada
Munich, DE, Germany

COMMERCIAL & HOSPITALITY

For commercial interests please contact:
Commercial and Hospitality
60 Backus Avenue
Danbury, CT 06810
P 203.546.6196 F 203.546.6001
waterworks.com/commercial

CREDITS

ART DIRECTION
CoolGraySeven

PHOTOGRAPHY
Sloan T. Howard

Waterworks is a registered trademark of Waterworks Operating Company, LLC. While Waterworks uses reasonable efforts to include accurate and up-to-date information and photographs in the catalog and on the website, Waterworks makes no warranties or representations as to the accuracy of this information and these photographs. Waterworks assumes no liability or responsibility for any errors or omissions in the content or photographs in the catalog or on the website.

lighting
hardware
fittings
sinks
worktables
pot racks
cabinetry
surfaces
furnishings

WATERWORKS
KITCHEN

[WATERWORKS.COM/KITCHEN](https://www.waterworks.com/kitchen)