



ESTB. 1978

WATERWORKS

SEEING MODERN





THE WATERWORKS MODERN COLLECTIONS ARE BUILT ENTIRELY ON GREAT ARCHITECTURE AND GREAT DESIGN PRINCIPLES. THEY REFLECT OUR PASSION FOR INNOVATION AND SENSE OF CRAFTSMANSHIP.

PETER SALLICK, CEO/CREATIVE DIRECTOR,
WATERWORKS

FORMWORK FITTINGS & ACCESSORIES

SCULPTURAL FORMS THAT DEFY THE ORDINARY. UNEXPECTED GEOMETRY AND THE TRANSITION OF PLANES CREATE A SUBTLE BUT WARM EXPRESSION.



Low Profile Three Hole Deck Mounted Lavatory Faucet with Metal Knob Handles (FMLS01; C, N, UB)



Low Profile Three Hole Deck Mounted Lavatory Faucet with Metal Lever Handles (FMLS10; C, N, UB)



Low Profile Three Hole Wall Mounted Lavatory Faucet with Metal Knob Handles* (FMLS60; C, N, UB)



Low Profile Three Hole Wall Mounted Lavatory Faucet with Metal Lever Handles* (FMLS70; C, N, UB)



15" Ceiling Mounted Recessed Square Shower Head in Polished Stainless Steel (FMSH10)



Handshower on Hook with Metal Handle (FMHS01; C, N, UB)



Floor Mounted Exposed Tub Filler with Metal Joystick Handle (FMXT70; C, N, UB)



Floor Mounted Exposed Tub Filler with Handshower and Metal Joystick Handle (FMXT90; C, N, UB)



Low Profile One Hole Deck Mounted Lavatory Faucet with Joystick Handle (FMLS50; C, N, UB)



Volume Control Valve Trim with Metal Knob Handle* (FMVC01; C, N, UB)



Volume Control Valve Trim with Metal Lever Handle* (FMVC10; C, N, UB)



Thermostatic Control Valve Trim with Metal Knob Handle* (FMTH01; C, N, UB)



Wall Mounted Tub Spout (FMST01; C, N, UB)



Deck Mounted Exposed Tub Filler with Metal Joystick Handle (FMXT30; C, N, UB)



Deck Mounted Exposed Tub Filler with Handshower and Metal Joystick Handle (FMXT50; C, N, UB)



Formwork Wall Mounted Stationary Mirror L 24" x H 32 1/2" x W 1 1/2" (FMMR01; C, N)



Two Way Diverter Trim for Thermostatic System with Metal Knob Handle* (FM2T01; C, N, UB)



Two Way Diverter Trim for Thermostatic System with Metal Lever Handle* (FM2T10; C, N, UB)



Three Way Diverter Trim for Thermostatic System with Metal Knob Handle* (FM3T01; C, N, UB)



Three Way Diverter Trim for Thermostatic System with Metal Lever Handle* (FM3T10; C, N, UB)



Single Metal Towel Bar 18" (FMTB18; C, N, UB) 24" (FMTB24; C, N, UB)



18" Single Tier Glass Shelf (FMSF18; C, N, UB)



One Arm Paper Holder (FMPH01; C, N, UB)



Single Hook (FMRH01; C, N, UB)



Pressure Balance Control Valve Trim with Metal Lever Handle* (FMPB10; C, N, UB)



Pressure Balance with Diverter Trim with Metal Lever Handle* (FMPB30; C, N, UB)



6" Rain Shower Head, Arm and Flange (FMSH01; C, N, UB)



8" Ceiling Mounted Rain Shower Head, Arm and Flange (FMSH20; C, N, UB)



One Hole High Profile Kitchen Faucet with Metal Joystick Handle and Spray (FMKM10; C, N, UB)



One Hole Bar Faucet with Metal Joystick Handle (FMKM30; C, N, UB)



DESIGNING FOR
WATERWORKS HAS
ALWAYS BEEN ABOUT
CREATING A HARMONIOUS
SYNTHESIS BETWEEN
FORM, FUNCTIONALITY
AND AESTHETICS.

LEE MINDEL, FAIA, PRINCIPAL ARCHITECT,
SHELTON, MINDEL AND ASSOCIATES



.25 FITTINGS & ACCESSORIES

THE ULTIMATE IN UTILITARIAN ELEGANCE: A SIMPLE AND UNDERSTATED DESIGN THAT IS EQUALLY PRACTICAL AND BEAUTIFUL.



8" Ceiling Mounted Shower Rose, Arm and Flange (PTSH72; C, N, UB)



Handshower on Hook with Metal Handle (PTHS25; C, N, UB)



Floor Mounted Exposed Tub Filler with Handshower and Metal Joystick Handle (PTXT90; C, N, UB)



Freestanding Tub Spout (PTTS28; C, N, UB)



Low Profile Three Hole Deck Mounted Lavatory Faucet with Metal Cross Handles (PTLS01; C, N, UB)



Low Profile Three Hole Deck Mounted Lavatory Faucet with Metal Lever Handles (PTLS02; C, N, UB)



High Profile Three Hole Deck Mounted Lavatory Faucet with Metal Cross Handles (PTLS03; C, N, UB)



High Profile Three Hole Deck Mounted Lavatory Faucet with Metal Lever Handles (PTLS04; C, N, UB)



Wall Mounted Tub Spout (PTTS82; C, N, UB)



Deck Mounted Low Profile Concealed Tub Filler with Metal Cross Handles (PTTF43; C, N, UB)



Tub Handshower with Metal Cross Handle Diverter (PTHS39; UB)



Deck Mounted Low Profile Concealed Tub Filler with Metal Lever Handles (PTTF44; C, N, UB)



Low Profile Three Hole Wall Mounted Lavatory Faucet with Metal Cross Handles* (PTLS05; C, N, UB)



Low Profile Three Hole Wall Mounted Lavatory Faucet with Metal Lever Handles* (PTLS06; C, N, UB)



Volume Control Valve Trim with Metal Cross Handle* (PTVC47; C, N, UB)



Volume Control Valve Trim with Metal Lever Handle* (PTVC48; C, N, UB)



Tub Handshower with Metal Lever Handle Diverter (PTHS40; C, N, UB)



Single Metal Towel Bar 18" (PTTB18; C, N, UB) 24" (PTTB25; C, N, UB)



Wall Mounted One Arm Paper Holder (PTPH20; C, N, UB)



Single Hook (PTRH29; C, N, UB)



Thermostatic Control Valve Trim with Metal Lever Handle* (PTTH58; C, N, UB)



Pressure Balance Control Valve Trim with Metal Cross Handle* (PTPB59; C, N, UB)



4 1/4" Shower Head, Arm and Flange (PTSH71; C, N, UB)



5 1/2" Shower Head, Arm and Flange (PTSH73; C, N, UB)



One Hole High Profile Kitchen Faucet with Metal Joystick Handle and Spray (PTKM10; C, N, UB)



One Hole High Profile Kitchen Faucet, Short Metal Handle and Spray (PTKM15; C, N, UB)



One Hole Bar Faucet with Metal Joystick Handle (PTKM30; C, N, UB)



One Hole High Profile Bar Faucet, Short Metal Handle (PTKM35; C, N, UB)



I AM EXCITED THAT WE ARE ABLE TO CREATE PRODUCTS THAT REFLECT NEW IDEAS. FOR THIS COLLECTION WE INVENTED A NEW TYPE OF VALVE THAT SITS BELOW THE COUNTERTOP, THUS OCCUPYING LESS SPACE AND CREATING A CLEANER LINE.

PETER SALLICK



OPUS FITTINGS & ACCESSORIES

A RANGE OF SOPHISTICATED AESTHETIC NOTES, WITH GRACEFUL CURVES THAT CREATE A JEWEL-LIKE REFINEMENT.



Low Profile Three Hole Deck Mounted Lavatory Faucet with Crystal Egg Handles (OPLS02; C, N, UB)



Low Profile Three Hole Deck Mounted Lavatory Faucet with Crystal Lever Handles (OPLS06; C, N, UB)



Low Profile Three Hole Deck Mounted Lavatory Faucet with Metal Lever Handles (OPLS05; C, N, UB)



Deck Mounted Low Profile Concealed Tub Filler with Handshower and Crystal Egg Handles (OPTF88; C, N, UB)



Deck Mounted Low Profile Concealed Tub Filler with Handshower and Crystal Lever Handles (OPTF90; C, N, UB)



Deck Mounted Low Profile Concealed Tub Filler with Handshower and Metal Lever Handles (OPTF91; C, N, UB)



One Hole Bidet Fitting with Crystal Egg Handles (OPBF02; C, N, UB)



Volume Control Valve Trim with Crystal Egg Handle* (OPVC38; C, N, UB)



Volume Control Valve Trim with Metal Lever Handle* (OPVC50; C, N, UB)



Thermostatic Control Valve Trim with Crystal Egg Handle* (OPTH01; C, N, UB)



Thermostatic Control Valve Trim with Metal Lever Handle* (OPTH10; C, N, UB)



Metal Rectangular Wall Mounted Stationary Mirror L 24 7/8" x H 32 5/16" x W 1 1/2" (OPMR32; C, N)



White Wood Rectangular Wall Mounted Stationary Mirror L 26 15/16" x H 36 1/16" x W 1 1/2" (OPMR01)



Single Crystal Towel Bar 18" (OPTB18; C, N, UB) 24" (OPTB24; C, N, UB)



Crystal Wall Mounted Towel Ring (OPTB01; C, N, UB)



5 1/2" Shower Head, Arm and Flange (OPSH71; C, N, UB)



8" Shower Head, Arm and Flange (OPSH72; C, N, UB)



Handshower on Hook with Metal Handle (OPHS25; C, N, UB)



Wall Mounted Tub Spout (OPTS82; C, N, UB)



Crystal Wall Mounted One Arm Paper Holder (OPPH19; C, N, UB)



Single Hook (OPRH28; C, N, UB)

UNIVERSAL FITTINGS & ACCESSORIES

AN ESSENTIAL FOR ANY MODERNIST. FROM LED LIGHTS TO GEOMETRIC DESIGNS, THE ASSORTMENT DELIVERS AN INTUITIVE, PRECISE, HIGH-TECH EXPERIENCE.



Two Way Thermostatic Digital Shower (UNDS02; C, N, UB)



Steam Head and Control (WWSU45; C, N, MN)



3" Square Body Spray (UNSH33; C, N, UB)



1 3/8" Cylindrical Body Spray (UNBS13; C, N, UB)

Three Way Thermostatic Digital Shower (UNDS03; C, N, UB)



Spray Bar (UNBS76; C, N, UB)



9 1/2" Round Flat Shower Head (UNSH42; C, N, UB)



12" Ceiling Mounted Recessed Round Shower Head with White Lights (UNSH14; C, N, UB)



12" Ceiling Mounted Recessed Square Shower Head with White Lights (UNSH12; C, N, UB)



Channel Shower Drain in Stainless Steel
28" (UNSD28)
36" (UNSD36)
48" (UNSD48)



Tile-In Shower Drain
6" x 6" (UNSD06; C, N, UB, MN, BB, BN)





THE MOST IMPORTANT COMPONENT OF ANY DESIGN IS TO IMPROVE ON FUNCTION, TO UNDERSTAND HOW THE ITEM WORKS IN CONTEXT. THE UNIQUE SHAPES OF OUR MODERN FIXTURES TAKE ON A SCULPTURAL QUALITY, CREATING SUBSTANCE AND STYLE YOU CAN FEEL IN THE SPACE.

LEE MINDEL



FURNITURE & FIXTURES

MODERN AND ORIGINAL. OUR HERITAGE OF DISTINCT AND DIVERSE DESIGN INSPIRES SCULPTURAL SHAPES AND FINISHES IN THE FINEST MATERIALS. PERSONALITY AND LAYERS OF RICHNESS ANCHOR THESE SOPHISTICATED COLLECTIONS.



Formwork Freestanding Rectangular Bathtub
Left Hand Drain
L 66" x W 40" x H 24" (FMBT6L; SGM, WM)
Right Hand Drain
L 66" x W 40" x H 24" (FMBT6R; SGM, WM)



Formwork Side Bathtub with Center Drain
L 72" x W 41 3/8" x H 24"
(FMBT72; SGM, WM)



.25 Freestanding Oval Bathtub
L 70" x W 40" x H 29" (PTBT25; WG, WM)
Reverse
L 70" x W 40" x H 29" (PTBT52; WG, WM)



Formwork Single Pedestal Sink
Three Hole
L 28" x W 22 1/2" x H 34" (FMPL13; SGM, WM)
One Hole
L 28" x W 22 1/2" x H 34" (FMPL11; SGM, WM)



Formwork Double Pedestal Sink
Three Hole
L 62" x W 22 1/2" x H 34" (FMPL23; SGM, WM)
One Hole
L 62" x W 22 1/2" x H 34" (FMPL21; SGM, WM)



.25 Rectangular Wall Mounted Lavatory
Three Hole
L 26" x W 20" x H 19 1/2" (PTLV13; WM)
One Hole
L 26" x W 20" x H 19 1/2" (PTLV11; WM)



.25 Rectangular Double Wall Mounted Lavatory
Three Hole
L 52" x W 20" x H 19 1/2" (PTLV23; WM)
One Hole
L 52" x W 20" x H 19 1/2" (PTLV21; WM)



Arden Single White Oak Washstand
Packaged with Three Hole Sink
L 23 3/4" x W 18 1/2" x H 35" (ANWS01)



Arden Single White Oak Washstand
L 50" x W 18 3/4" x H 29 3/4" (ANWS02)



Arden Single White Oak Washstand
L 66" x W 18 3/4" x H 29 3/4" (ANWS03)



Beekman Marble Two Leg Single Washstand
L 26" x W 21" x H 34" (BKWS01)



Rowan Single Washstand
L 26" x W 20 3/4" x H 33 1/2"
(ROWS01; MN, PB)



Rowan Single Washstand
L 45 1/2" x W 20 3/4" x H 33 1/2"
(ROWS02; MN, PB)



Rowan Double Washstand
L 58" x W 20 3/4" x H 33 1/2"
(ROWS03; MN, PB)



Opus Metal Square Four Leg
Single Washstand
L 34 1/4" x W 17 1/4" x H 33"
(OPWS22; C, N)



Opus Metal Round Single
Two Leg Washstand
L 2 1/2" x W 2 1/2" x H 32 1/4"
(OPWS02; C, N, UB, MN)



Formwork Single Stainless Steel
Washstand and Sink Top
L 42" x W 25" x H 34" (FMWS03)



Formwork Stainless Steel and
White Oak Side Table
L 14" x W 14" x H 19 1/2" (FMTA01)



Formwork Stainless Steel and
White Oak Stool
L 14" x W 14" x H 17" (FMST02)



Opus Single Wood Vanity with
Corian Top and Sink
L 27" x W 21" x H 34 5/8" (OPVN01)*



Opus Double Wood Vanity with
Corian Top and Sink
L 52 1/2" x W 21" x H 34 3/4" (OPVN02)*



Alta Single Clear Oak Vanity Packaged
with Sink and Slab Top
L 24" x W 21" x H 34 1/4" (ALVN01)



Alta Single Clear Oak Vanity Packaged
with Sink and Slab Top
L 39" x W 23 1/2" x H 34 1/4" (ALVN02)



Arden White Oak Stool
L 18" x W 12" x H 17 1/2" (ANST01)



Teak Wood Stool
L 17" x W 14" x H 17 1/4" (TEST01)



Teak Bench
L 18 3/4" x W 13" (TEBE10; C, N, UB, MN)

LIGHTING

STUNNING, SECURE AND STYLISH. ILLUMINATE A SPACE WITH ATMOSPHERIC GLOW—ARTISAN PENDANTS, SCONCES AND FLUSH MOUNTS ARE SUBTLE TO SUBSTANTIAL.



Signal Ceiling Mounted Small Pendant with Acrylic Shade
D 12" x H 7 5/8"
(SILT03; N, UB, W)



Signal Ceiling Mounted Large Pendant with Acrylic Shade
D 13 7/8" x H 7 1/2"
(SILT04; N, UB, W)



Signal Mini Ceiling Flush Mount with Acrylic Shade
D 6 3/16" x H 7 3/8"
(SILT05; N, UB, W)



Torrey Ceiling Mounted Small Pendant with Glass Shade
D 6 1/4" x H 7 0"
(TOLT03; N, UB)



Martine Wall Mounted Single Sconce with Onyx Diffuser
W 6 5/8" x H 9 3/8" x E 4"
(MLT01; OZ, N, UB)



Martine Ceiling Flush Mount with Onyx Diffuser
W 13 1/4" x H 4"
(MLT02; N, UB, OZ)



Sentinel II Ceiling Flush Mount with Glass Diffuser
L 12 1/2" x W 12 1/2" x H 3 1/2"
(SELT72; C, N)



Point Reyes Wall Mounted Sconce with Glass Diffuser
W 5 3/8" x H 8" x E 3"
(POLT01; N, OZ, UB)



Torrey Ceiling Mounted Large Pendant with Glass Shade
D 12" x H 7 0"
(TOLT04; N, UB)



Marlon Ceiling Mounted Pendant with Glass Shade
W 7" x H 14 5/8"
(MNL03; N, UB)



Marlon Wall Mounted Single Sconce with Glass Shade
W 4" x H 16 1/2" x E 3 1/4"
(MNL01; C, N, UB)



Marlon Wall Mounted Double Sconce with Glass Shades
W 4" x H 23 3/4" x E 3 1/4"
(MNL02; C, N, UB)



Sargent Wall Mounted Single Arm Sconce with Glass and Porcelain Shade
L 4 1/4" x H 16 9/16" x E 6 5/8"
(SRL01; N, AB)



Oriell Wall Mounted Single Arm Sconce with Glass Shade
W 4 1/16" x H 16 7/16" x E 5"
(WWLT36; C, M, N)



Shane Wall Mounted Single Arm Sconce with Glass Shade
W 4 3/8" x H 11" x E 5 1/2"
(SHLT01; C, N, UB)



Electra Wall Mounted Single Arm Sconce with Glass Shade
L 3 1/2" x W 7" x H 9 3/8"
(EELT01; C, N)



Addair Wall Mounted Single Sconce with Glass Shade
W 4 5/8" x H 17" x E 5"
(ADLT01; UB, N)



Opus Wall Mounted Single Sconce with Glass Shade
L 4 1/2" x W 3 1/2" x H 14"
(OPLT01; C, MN, N)



Opus Wall Mounted Double Sconce with Glass Shade
L 4 1/2" x W 3 3/4" x H 25"
(OPLT02; C, MN, N)



Formwork Wall Mounted Single Sconce with Glass Shade
L 3 1/8" x W 2 15/16" x H 13 5/16"
(FMLT01; C, N)



Montecito Wall Mounted Single Arm Sconce with Perforated Shade
L 14 1/2" x H 12" x E 7 1/2"
(MTLT01; N, UB)



Montecito Wall Mounted Double Arm Sconce with Perforated Shades
L 14 1/2" x H 12" x E 7 1/2"
(MTLT02; N, UB)



Montecito Ceiling Mounted Chandelier with Perforated Shades
D 23" x H 62"
(MTLT03; N, UB)

Addair Wall Mounted Double Sconce with Glass Shade
W 4 5/8" x H 27 3/8" x E 5"
(ADLT02; UB, N)

HARDWARE

EACH AN ARTISTIC STUDY OF SHAPE, TEXTURE AND PROPORTION, OUR HARDWARE INVITES YOU TO TRANSFORM AND PERSONALIZE. MODERN FUNCTIONALITY TO HOLD ON TO.



Beacon Knob
1 1/4" (BNHW10; C)



University Knob
1" (UNHW11; C, MN, N)
1 1/8" (UNHW12; C, MN, N)



Dune Knob
1 1/4" (DUHW01; UB, N, MN)
1 1/2" (DUHW02; UB, N, MN)



Cushing Knob
7/8" (CHHW01; N, UB)
1 1/4" (CHHW02; N, UB)



Waterworks Martini Knob
1" (WWHW21; C, MN, N)
1 1/4" (WWHW22; C, MN, N)



Sterling Latch
1 1/4" (SRHW01; MN, N)



Aero Knob
1" (AEHW10; C, N)
1 1/4" (AEHW14; C, N)



Muir Metal and Walnut Inset Knob
1 1/2" (MUHW01; UB, N)



Dorland Smooth Pull
1 3/4" (DRHW03; UB, N, MN)
4" (DRHW04; UB, N, MN)



Larkspur Pull
3" (LKHW03; BN, N, UB)
6" (LKHW06; BN, MN, N, UB)



Pomona Pull
1 1/4" (PMHW01; UB, N, MN)



Apex Pull
4 3/4" (AXHW04; N, UB)
6" (AXHW06; N, UB)
12" (AXHW12; N, UB)



Pomona Pull
5 1/4" (PMHW05; UB, N, MN)



Ojai Pull
6" (OJHW06; UB, N, MN)



Fremont Drop Pull
1 3/4" (FNHW02; UB, N, MN, C)



Fremont Pull
1 3/4" (FNHW01; UB, N, MN, C)



Pinnacle Pull
2" (PAHW02; N, UB)



Cushing Pull
2 1/4" (CHHW20; N, UB)
3" (CHHW03; N, UB)
4" (CHHW04; N, UB)
6" (CHHW06; N, UB)



Big Sur Recessed Pull
5" (BGHW05; BN, N, UB)



Bolas Recessed Pull
3" (BOHW03; BN, N, UB)



Pinnacle Pull
4" (PAHW04; N, UB)
6" (PAHW06; N, UB)
10" (PAHW10; N, UB)



Cushing Pull
18" (CHHW18; N, UB)



Arcata Drop Pull
1 3/4" (ARHW03; UB, N, MN)



Arcata Pull
1 3/4" (ARHW02; UB, N, MN)



Stockton Walnut Pull
3" (SKHW03; N, UB)
6" (SKHW06; N, UB)
12" (SKHW12; N, UB)



Muir Metal and Walnut Pull
4" (MUHW04; N, UB)
12" Appliance (MUHW12; N, UB)



Laguna Pull
4" (LNHW04; BN, N, UB)



Laguna Pull
12" (LNHW12; BN, N, UB)



Dillon Pull
4 1/2" Recessed (DNHW01; BN, N, UB)
4" (DNHW04; BN, N, UB)
6" (DNHW06; BN, N, UB)
12" (DNHW12; BN, N, UB)



Napa Leather Pull
4" (NPHW04; N, UB, CEL, CAL)
8" (NPHW08; N, UB, CEL, CAL)
12" (NPHW12; N, UB, CEL, CAL)



Sonoma Leather Appliance Pull
12" (SOHW12; N, UB, CEL, CAL)
18" (SOHW18; N, UB, CEL, CAL)
24" (SOHW24; N, UB, CEL, CAL)



Abbott Leather Pull
4" (AOHW04; UB, N, VP, CEL, COL)
6" (AOHW06; UB, N, VP, CEL, COL)
12" (AOHW12; UB, N, VP, CEL, COL)
12" Appliance (AOHW13; UB, N, VP, CEL, COL)



Echo Park Leather Pull
1 7/8" (EPHW02; UB, N, VP, CAL, CEL)



Echo Park Leather Pull
4 1/2" (EPHW04; UB, N, VP, CAL, CEL)




Echo Park Leather Pull
4 1/8" (EPHW05; UB, N, VP, CAL, CEL)

SURFACES

OUR VAST AND VARIED PALETTE OF SURFACES, WHETHER CRISP AND SLEEK OR RUGGED AND CONTOURED, CREATE BOLD TEXTURAL STATEMENTS.



Keystone - Basalt



Keystone - Carlotta



Keystone - Silk Georgette



Keystone - Prunella



Keystone - Adair / Gabriella / Silver Nimbus



Magma



Keystone - Crema D'Orcia




Keystone - Tudor Cream



Keystone - Monterey



Optix



Penny Tile



Promenade

FURNISHINGS

CREATE A WELCOMING RETREAT WITH A SELECTION OF FRESH, VERSATILE BATH ACCESSORIES AND TEXTILES.



Bowery Collection



Floe Collection



Scribe Collection



Resin Collection



Maree Collection



Luster Collection



Grano Collection



Cumulus Collection



Tasha Collection



METAL FINISHES



Antique Brass
(AB)



Antique Copper
(ACO)



Architectural Bronze
(ARZ)



Burnished Nickel
(BN)



Unlacquered Brass
(UB)



Vintage Brass
(VB)



Vintage Patina
(VP)
Available For Echo Park, Abbott
and Napa Hardware Only



White
(W)
Available for Signal Lighting Only



Carbon
(CA)



Burnished Brass
(BB)



Chrome
(C)



Gold
(G)



Matte Gold
(MG)



Matte Nickel
(MN)



Nickel
(N)



Old Bronze
(OZ)
Available Only For Select Lighting



Patina Brass
(PB)
For Rowan Only



Pewter
(PW)



Shiny Copper
(SC)



Sovereign
(SO)


FIXTURE COLORS



Sable Gray Matte
(SGM)
Formwork Fixtures Only



White Glossy
(WG)
.25 Bathtubs Only



White Matte
(WM)
Formwork & .25 Fixtures Only


HARDWARE LEATHER COLORS



Tan Leather
(TAL)



Chestnut Leather
(CEL)



Chocolate Leather
(COL)



Charcoal Leather
(CAL)



CONTACT

For further information, please contact a Waterworks Sales Consultant at a nearby location or call us at 800.899.6757

For a Waterworks Sales Consultant outside of our markets, international inquiries, or direct sales please call our catalog team at 800.899.6757 or our UK showroom at +44 (0)207.384.4000

For an online catalog please go to waterworks.com

SHOWROOMS

ATLANTA
1 West Paces Ferry Rd
Atlanta, GA 30305
P 404.266.1080 F 404.266.9055

BOSTON
One Design Center Place, Suite 147
Boston, MA 02210
P 617.951.2496 F 617.951.2498

CHICAGO
222 Merchandise Mart Plaza, Suite 136
Chicago, IL 60654
P 312.527.4668 F 312.527.1490

DALLAS
1525 Hi Line Drive, Suite A
Dallas, TX 75207
P 214.749.0465 F 214.749.0481

DENVER
601 S. Broadway, Suite X
Denver, CO 80209
P 303.282.6800 F 303.282.4311

GEORGETOWN
3314 M Street NW
Washington, DC 20007
P 202.333.7180 F 202.333.7207

GREENWICH
23 West Putnam Avenue
Greenwich, CT 06830
P 203.869.7766 F 203.869.7629

LONDON
579-581 King's Road
London, England
SW6 2EH
P +44 (0)207.384.4000

LOS ANGELES
8431 Melrose Place
Los Angeles, CA 90069
P 310.289.5211 F 310.289.1028

MIAMI
167 NE 39th Street
Miami, FL 33137
P 305.573.7593 F 305.573.7460

NYC 58TH STREET
215 East 58th Street
New York, NY 10022
P 212.371.9266 F 212.371.9263

NYC FLATIRON
7 East 20th Street
New York, NY 10003
P 212.254.6025 F 212.254.6069

NYC KITCHEN
979 3rd Avenue, Suite 134
(Entrance on 59th Street)
New York, NY 10022
P 212.371.9266 F 212.371.9263

SAN FRANCISCO
Moving Sept 2016:
155 Rhode Island Street
San Francisco, CA 94103
P 415.431.7160 F 415.431.7387

SCOTTSDALE
4234 N. Craftsman Court, Suite 2
Scottsdale, AZ 85251
P 480.946.2550 F 480.946.2584

BOUTIQUE PARTNERS

Birmingham, AL
La Jolla, CA
Jacksonville, FL
Jupiter, FL
Tampa, FL
West Palm Beach, FL
Savannah, GA
Ketchum, ID
Lexington, KY
Louisville, KY
Bloomfield Hills, MI
Harbor Springs, MI
Minneapolis, MN
St. Louis, MO
Charlotte, NC
Raleigh, NC
Columbus, OH
Cleveland, OH
Oklahoma City, OK
Portland, OR
Charleston, SC
Austin, TX
San Antonio, TX
Salt Lake City, UT
Bellevue, WA
Jackson, WY
Calgary, AB, Canada
Toronto, ON, Canada
Vancouver, BC, Canada
Montreal, QC, Canada
Munich, DE, Germany

COMMERCIAL & HOSPITALITY

For commercial interests please contact:
Commercial and Hospitality
60 Backus Avenue
Danbury, CT 06810
P 203.546.6196 F 203.546.6001
waterworks.com/commercial

CREDITS

ART DIRECTION
CoolGraySeven

PHOTOGRAPHY
Gentl & Hyers
Sloan T. Howard

Waterworks is a registered trademark of Waterworks Operating Company, LLC. While Waterworks uses reasonable efforts to include accurate and up-to-date information and photographs in the catalog and on the website, Waterworks makes no warranties or representations as to the accuracy of this information and these photographs. Waterworks assumes no liability or responsibility for any errors or omissions in the content or photographs in the catalog or on the website.



ESTB. 1978

WATERWORKS