



ESTB. 1978

WATERWORKS





# FORMWORK

INTRODUCING NEW SCULPTURAL FORMS THAT DEFY THE ORDINARY. UNEXPECTED GEOMETRY AND THE TRANSITION OF PLANES CREATE A SUBTLE BUT WARM EXPRESSION.



LOW PROFILE THREE HOLE DECK MOUNTED LAVATORY FAUCET WITH KNOB HANDLES  
CHROME 07-22302-69872  
NICKEL 07-65988-12000



LOW PROFILE THREE HOLE DECK MOUNTED LAVATORY FAUCET WITH LEVER HANDLES  
CHROME 07-96344-90549  
NICKEL 07-10363-72903



LOW PROFILE THREE HOLE WALL MOUNTED LAVATORY FAUCET WITH KNOB HANDLES\*  
CHROME 07-23655-23063  
NICKEL 07-20462-81497



LOW PROFILE THREE HOLE WALL MOUNTED LAVATORY FAUCET WITH LEVER HANDLES\*  
CHROME 07-19764-88576  
NICKEL 07-84385-25773



DECK MOUNTED EXPOSED TUB FILLER WITH METAL JOYSTICK HANDLE  
CHROME 09-34793-56788  
NICKEL 09-19439-63586



DECK MOUNTED EXPOSED TUB FILLER WITH HANDSHOWER AND METAL JOYSTICK HANDLE  
CHROME 09-09146-96446  
NICKEL 09-68342-98723



FLOOR MOUNTED EXPOSED TUB FILLER WITH METAL JOYSTICK HANDLE  
CHROME 09-26104-73084  
NICKEL 09-90844-73996



FLOOR MOUNTED EXPOSED TUB FILLER WITH HANDSHOWER AND METAL JOYSTICK HANDLE  
CHROME 09-44354-52856  
NICKEL 09-30790-70561



CEILING MOUNTED 15" RECESSED SQUARE SHOWER HEAD  
POLISHED STAINLESS STEEL 05-35700-20981



HANDSHOWER ON HOOK  
CHROME 05-25437-18414  
NICKEL 05-74529-46626



WALL MOUNTED TUB SPOUT  
CHROME 09-76311-59415  
NICKEL 09-08566-38194



LOW PROFILE ONE HOLE DECK MOUNTED LAVATORY FAUCET WITH JOYSTICK HANDLE  
CHROME 07-29742-76139  
NICKEL 07-40764-58897



VOLUME CONTROL VALVE TRIM WITH METAL KNOB HANDLE\*  
CHROME 05-24761-33522  
NICKEL 05-94072-10009



VOLUME CONTROL VALVE TRIM WITH METAL LEVER HANDLE\*  
CHROME 05-67654-15021  
NICKEL 05-00694-32569



THERMOSTATIC CONTROL VALVE TRIM WITH METAL KNOB HANDLE\*  
CHROME 45-69664-67395  
NICKEL 45-58013-80461



ONE HOLE KITCHEN MIXER WITH METAL JOYSTICK HANDLE AND SPRAY  
CHROME 07-61618-81151  
NICKEL 07-82657-37542



ONE HOLE BAR FAUCET WITH METAL JOYSTICK HANDLE  
CHROME 07-89054-29889  
NICKEL 07-82507-21225



SINGLE TOWEL BAR 18"  
CHROME 22-21034-87470  
NICKEL 22-81234-08791



SINGLE TIER GLASS SHELF 18"  
CHROME 22-71378-58800  
NICKEL 22-92865-63341



TWO WAY DIVERTER TRIM FOR THERMOSTATIC SYSTEM WITH METAL KNOB HANDLE\*  
CHROME 05-15851-00349  
NICKEL 05-77405-55152



TWO WAY DIVERTER TRIM FOR THERMOSTATIC SYSTEM WITH METAL LEVER HANDLE\*  
CHROME 05-44513-07916  
NICKEL 05-27242-74164



THREE WAY DIVERTER TRIM FOR THERMOSTATIC SYSTEM WITH METAL KNOB HANDLE\*  
CHROME 05-23994-34721  
NICKEL 05-43617-38807



THREE WAY DIVERTER TRIM FOR THERMOSTATIC SYSTEM WITH METAL LEVER HANDLE\*  
CHROME 05-07926-66023  
NICKEL 05-46689-44718



ONE ARM PAPER HOLDER  
CHROME 22-70863-83743  
NICKEL 22-28478-99772



SINGLE HOOK  
CHROME 22-14719-65233  
NICKEL 22-38076-16604



FORMWORK WALL MOUNTED SINGLE ARM LED SCONCE  
CHROME 18-61094-48997  
NICKEL 18-06056-67198



FORMWORK WALL MOUNTED STATIONARY MIRROR  
CHROME 21-58321-41075  
NICKEL 21-57748-24231



PRESSURE BALANCE CONTROL VALVE TRIM WITH METAL LEVER HANDLE\*  
CHROME 05-67357-97481  
NICKEL 05-73375-50228



PRESSURE BALANCE WITH DIVERTER TRIM WITH METAL LEVER HANDLE\*  
CHROME 05-05912-85903  
NICKEL 05-34403-04714



6" SHOWER HEAD, ARM AND FLANGE  
CHROME 05-15905-65363  
NICKEL 05-74048-63297



CEILING MOUNTED 8" SHOWER HEAD, ARM, AND FLANGE  
CHROME 05-43834-17059  
NICKEL 05-39183-47019



SINGLE WASHSTAND 42" X 23 3/4" X 33"  
POLISHED STAINLESS STEEL 12-89494-91478

WHITE GLASS COUNTER SINK WITH THREE HOLES AND METAL DRAIN ADAPTER  
42" X 25" X 4 1/2"  
CHROME 11-48243-93107  
NICKEL 11-96599-88256



STAINLESS STEEL / LEATHER STOOL  
14" X 14" X 17"  
POLISHED STAINLESS STEEL 19-64594-45703



STAINLESS STEEL / OAK STOOL  
14" X 14" X 17"  
POLISHED STAINLESS STEEL 19-73322-51649



STAINLESS STEEL / OAK SIDE TABLE  
14" X 14" X 19 1/2"  
POLISHED STAINLESS STEEL 19-15665-86274

# .25

.25 IS THE ULTIMATE IN UTILITARIAN ELEGANCE:  
A SIMPLE AND UNDERSTATED DESIGN THAT IS  
EQUALLY FUNCTIONAL AND BEAUTIFUL.



CEILING MOUNTED 7 7/8" SHOWER ROSE, ARM AND FLANGE  
CHROME 05-17530-54004  
NICKEL 05-28944-81908



HANDSHOWER ON HOOK  
CHROME 05-34041-57592  
NICKEL 05-27176-15382



LOW PROFILE CONCEALED TUB FILLER  
WITH METAL CROSS HANDLES  
CHROME 09-23982-78877  
NICKEL 09-72358-82015



TUB HANDSHOWER WITH METAL CROSS HANDLE DIVERTER  
CHROME 09-94946-66178  
NICKEL 09-34796-06974



LOW PROFILE CONCEALED TUB FILLER  
WITH METAL LEVER HANDLES  
CHROME 09-71307-59637  
NICKEL 09-41226-63139



LOW PROFILE THREE HOLE DECK MOUNTED LAVATORY FAUCET  
WITH METAL CROSS HANDLES  
CHROME 07-30294-86106  
NICKEL 07-09816-80217



LOW PROFILE THREE HOLE DECK MOUNTED LAVATORY FAUCET  
WITH METAL LEVER HANDLES  
CHROME 07-71908-18862  
NICKEL 07-63589-02599



LOW PROFILE THREE HOLE WALL MOUNTED LAVATORY FAUCET  
WITH METAL CROSS HANDLES\*  
CHROME 07-95794-48106  
NICKEL 07-63012-12302



TUB HANDSHOWER WITH METAL LEVER HANDLE DIVERTER  
CHROME 09-39615-02659  
NICKEL 09-59223-47359



FLOOR MOUNTED EXPOSED TUB FILLER  
WITH HANDSHOWER AND METAL JOYSTICK HANDLE  
CHROME 09-33565-01708  
NICKEL 09-95730-17412



FREESTANDING TUB SPOUT  
CHROME 09-37209-05438  
NICKEL 09-86418-75328



HIGH PROFILE THREE HOLE DECK MOUNTED LAVATORY FAUCET  
WITH METAL CROSS HANDLES  
CHROME 07-64327-51605  
NICKEL 07-83964-30927



HIGH PROFILE THREE HOLE DECK MOUNTED LAVATORY FAUCET  
WITH METAL LEVER HANDLES  
CHROME 07-86219-39830  
NICKEL 07-30505-11710



LOW PROFILE THREE HOLE WALL MOUNTED LAVATORY FAUCET  
WITH METAL LEVER HANDLES\*  
CHROME 07-37001-41496  
NICKEL 07-86386-08713



WALL MOUNTED TUB SPOUT  
CHROME 09-08159-07575  
NICKEL 09-18031-18775



ONE HOLE KITCHEN MIXER WITH METAL JOYSTICK  
HANDLE AND SPRAY  
CHROME 07-19118-09856  
NICKEL 07-78909-98176



ONE HOLE BAR FAUCET WITH METAL JOYSTICK HANDLE  
CHROME 07-35992-40393  
NICKEL 07-90464-93494



VOLUME CONTROL VALVE TRIM WITH METAL CROSS HANDLE\*  
CHROME 05-24461-28989  
NICKEL 05-98738-66931



VOLUME CONTROL VALVE TRIM WITH METAL LEVER HANDLE\*  
CHROME 05-40783-25345  
NICKEL 05-69719-25887



4 1/4" SHOWER HEAD, ARM AND FLANGE  
CHROME 05-11987-01164  
NICKEL 05-40037-64893



SINGLE TOWEL BAR 24"  
CHROME 22-43367-71632  
NICKEL 22-27330-65257



ONE ARM PAPER HOLDER  
CHROME 22-98325-18730  
NICKEL 22-66899-54822



SINGLE HOOK  
CHROME 22-46439-16408  
NICKEL 22-61891-34164



THERMOSTATIC CONTROL VALVE TRIM  
WITH METAL LEVER HANDLE\*  
CHROME 05-57408-71271  
NICKEL 05-70291-58063



PRESSURE BALANCE CONTROL VALVE TRIM  
WITH METAL CROSS HANDLE\*  
CHROME 05-11132-72917  
NICKEL 05-54830-57728



5 1/2" SHOWER HEAD, ARM AND FLANGE  
CHROME 05-24722-77823  
NICKEL 05-18524-32061



FREESTANDING OVAL BATHTUB 70" X 40" X 29"  
WHITE MATTE 13-18679-92287  
WHITE GLOSSY 13-11443-37583  
IVORY MATTE 13-19177-39638  
IVORY GLOSSY 13-78384-24766



RECTANGULAR WALL MOUNTED CORIAN LAVATORY  
26" X 20" X 19 1/2"  
WHITE MATTE 11-16944-84022  
IVORY MATTE 11-87886-74181



RECTANGULAR DOUBLE WALL MOUNTED CORIAN LAVATORY  
52" X 20" X 19 1/2"  
WHITE MATTE 11-05433-74958  
IVORY MATTE 11-67497-00556

\* VALVE ROUGH REQUIRED  
FOR ADDITIONAL FINISHES AND INFORMATION VISIT WATERWORKS.COM



# OPUS

OPUS INCORPORATES A RANGE OF SOPHISTICATED AESTHETIC NOTES, WITH GRACEFUL CURVES THAT CREATE A JEWEL-LIKE REFINEMENT.



HANDSHOWER ON HOOK  
CHROME 05-92857-72749  
NICKEL 05-97971-24441



WALL MOUNTED TUB SPOUT  
CHROME 09-26427-92044  
NICKEL 09-55988-08788



ONE HOLE BIDET FITTING WITH CRYSTAL EGG HANDLES  
CHROME 08-83010-60919  
NICKEL 08-85327-63568



CRYSTAL SINGLE TOWEL BAR 18"  
CHROME 22-34757-40893  
NICKEL 22-01220-80277



CRYSTAL TOWEL RING  
CHROME 22-89809-36644  
NICKEL 22-82674-46694



CRYSTAL ONE ARM PAPER HOLDER  
CHROME 22-02152-08648  
NICKEL 22-06386-19870

CRYSTAL SINGLE TOWEL BAR 24"  
CHROME 22-68093-69941  
NICKEL 22-10424-27746



SINGLE HOOK  
CHROME 22-66441-81796  
NICKEL 22-05981-13413



METAL RECTANGULAR WALL MOUNTED STATIONARY MIRROR 25" X 32 1/2" X 1 1/2"  
CHROME 21-39246-02774  
NICKEL 21-18455-60106



WOOD RECTANGULAR WALL MOUNTED STATIONARY MIRROR 27" X 36" X 1 1/2"  
WHITE 21-13860-01276



LOW PROFILE THREE HOLE DECK MOUNTED LAVATORY FAUCET WITH CRYSTAL EGG HANDLES  
CHROME 07-12895-47599  
NICKEL 07-15958-06033



LOW PROFILE THREE HOLE DECK MOUNTED LAVATORY FAUCET WITH CRYSTAL LEVER HANDLES  
CHROME 07-33120-61884  
NICKEL 07-83526-99184



LOW PROFILE THREE HOLE DECK MOUNTED LAVATORY FAUCET WITH METAL LEVER HANDLES  
CHROME 07-03435-82428  
NICKEL 07-24368-61390



VOLUME CONTROL VALVE TRIM WITH CRYSTAL EGG HANDLE\*  
CHROME 05-19853-25248  
NICKEL 05-50829-68358



VOLUME CONTROL VALVE TRIM WITH METAL LEVER HANDLE\*  
CHROME 05-58203-31103  
NICKEL 05-24242-03677



5 1/2" SHOWER HEAD, ARM AND FLANGE  
CHROME 05-88180-57418  
NICKEL 05-13722-76898



OVAL 1-1/8" KNOB  
CHROME 22-59413-35190  
NICKEL 22-84785-78114



WALL MOUNTED SINGLE ARM SCONCE WITH CYLINDER GLASS SHADE  
CHROME 18-92452-11529  
NICKEL 18-77896-41930



WALL MOUNTED DOUBLE ARM SCONCE WITH CYLINDER GLASS SHADE  
CHROME 18-90827-67423  
NICKEL 18-95758-54524



THERMOSTATIC CONTROL VALVE TRIM WITH CRYSTAL EGG HANDLE\*  
CHROME 05-52274-83597  
NICKEL 05-04350-10852



THERMOSTATIC CONTROL VALVE TRIM WITH METAL LEVER HANDLE\*  
CHROME 05-01914-96876  
NICKEL 05-85249-91913



CEILING MOUNTED 7 7/8" SHOWER ROSE, ARM AND FLANGE  
CHROME 05-40605-49043  
NICKEL 05-65988-17652



SINGLE WOOD / CORIAN VANITY 27" X 21" X 34 5/8"  
OAK 12-55636-04152  
WHITE 12-79149-43301



METAL SQUARE FOUR LEG SINGLE WASHSTAND\*\*  
34 1/4" X 17 1/4" X 33"  
CHROME 12-54939-22044  
NICKEL 12-09936-90203



METAL SQUARE FIVE LEG DOUBLE WASHSTAND\*\*  
57" X 17" X 34"  
CHROME 12-98471-42995  
NICKEL 12-87508-40883



LOW PROFILE CONCEALED TUB FILLER WITH HANDSHOWER AND CRYSTAL EGG HANDLES  
CHROME 09-63937-58612  
NICKEL 09-76823-26290



LOW PROFILE CONCEALED TUB FILLER WITH HANDSHOWER AND CRYSTAL LEVER HANDLES  
CHROME 09-36939-52237  
NICKEL 09-59873-50035



LOW PROFILE CONCEALED TUB FILLER WITH HANDSHOWER AND METAL LEVER HANDLES  
CHROME 09-03962-12924  
NICKEL 09-68683-97958



DOUBLE WOOD / CORIAN VANITY 52 1/2" X 21" X 34 5/8"  
OAK 12-95842-67234  
WHITE 12-07880-25347

\*\*VALVE ROUGH REQUIRED  
\*\*SINK AND SLAB TOP SHOWN ON WASHSTAND ARE SOLD SEPARATELY  
FOR ADDITIONAL FINISHES AND INFORMATION VISIT WATERWORKS.COM



# SURFACES

OUR VAST AND VARIED PALETTE OF SURFACES, WHETHER CRISP AND SLEEK OR RUGGED AND CONTOURED, CREATE BOLD TEXTURAL STATEMENTS.




KEYSTONE - BASALT



KEYSTONE - CARLOTTA



KEYSTONE - SILK GEORGETTE



PENNY TILE



KEYSTONE - CARRARA



KEYSTONE - CREMA D'ORCIA



OPTIX



PROMENADE



KEYSTONE - TUDOR CREAM




KEYSTONE - MONTEREY

INTRODUCING NEW TILE-IN SHOWER DRAINS THAT BLEND SEAMLESSLY WITH THE FLOOR.



UNIVERSAL 28" CHANNEL SHOWER DRAIN  
POLISHED STAINLESS STEEL 26-43198-11617  
BLACKENED STAINLESS STEEL 26-41675-88662



UNIVERSAL TILE-IN SHOWER DRAIN 6" X 6"  
CHROME 26-92074-57686  
NICKEL 26-91265-80377



# FURNISHINGS

CREATE A WELCOMING RETREAT WITH A SELECTION OF FRESH, VERSATILE BATH ACCESSORIES AND TEXTILES.



FLOE



MERCURY



LIMESTONE



RESIN



MIRAGE



VARENA



KAPAS



FORMWORK

FOR MORE INFORMATION VISIT US AT A NEARBY LOCATION OR WATERWORKS.COM

## SHOWROOMS

**ATLANTA**  
1 WEST PACES FERRY RD  
ATLANTA, GA 30305  
P 404.266.1080  
F 404.266.9055

**LOS ANGELES**  
8431 MELROSE PLACE  
LOS ANGELES, CA 90069  
P 310.289.5211  
F 310.289.1028

**BOSTON**  
ONE DESIGN CENTER PL., STE 147  
BOSTON, MA 02210  
P 617.951.2496  
F 617.951.2498

**MIAMI**  
167 NE 39TH ST  
MIAMI, FL 33137  
P 305.573.7593  
F 305.573.7460

**CHICAGO**  
222 MERCHANDISE MART PLAZA,  
STE 136  
CHICAGO, IL 60654  
P 312.527.4668  
F 312.527.1490

**NYC 58TH STREET**  
215 EAST 58TH ST  
NEW YORK, NY 10022  
P 212.371.9266  
F 212.371.9263

**DALLAS**  
1525 HILLINE DR., STE A  
DALLAS, TX 75207  
P 214.749.0465  
F 214.749.0481

**NYC FLATIRON**  
7 EAST 20TH ST  
NEW YORK, NY 10003  
P 212.254.6025  
F 212.254.6069

**DENVER**  
601 S. BROADWAY, STE X  
DENVER, CO 80209  
P 303.282.6800  
F 303.282.4311

**NYC KITCHEN**  
979 3RD AVENUE, SUITE 134  
(ENTRANCE ON 59TH STREET)  
NEW YORK, NY 10022  
P 212.371.9266  
F 212.371.9263

**GEORGETOWN**  
3314 M STREET, NW  
WASHINGTON, DC 20007  
P 202.333.7180  
F 202.333.7207

**SAN FRANCISCO**  
235 KANSAS ST  
SAN FRANCISCO, CA 94103  
P 415.431.7160  
F 415.431.7387

**GREENWICH**  
23 WEST PUTNAM AVE  
GREENWICH, CT 06830  
P 203.869.7766  
F 203.869.7629

**SCOTTSDALE**  
4234 CRAFTSMAN CT, STE 2  
SCOTTSDALE, AZ 85251  
P 480.946.2550  
F 480.946.2584

**LONDON**  
579-581 KING'S ROAD LONDON,  
ENGLAND  
SW6 2EH  
P 0800 068 0248

## BOUTIQUE PARTNERS

BIRMINGHAM, AL  
LA JOLLA, CA  
JACKSONVILLE, FL  
JUPITER, FL  
WEST PALM BEACH, FL  
KETCHUM, ID  
LEXINGTON, KY  
LOUISVILLE, KY  
BLOOMFIELD HILLS, MI  
HARBOR SPRINGS, MI  
MINNEAPOLIS, MN  
CHARLOTTE, NC  
RALEIGH, NC  
COLUMBUS, OH

CLEVELAND, OH  
OKLAHOMA CITY, OK  
PORTLAND, OR  
CHARLESTON, SC  
HARDEEVILLE, SC  
NASHVILLE, TN  
AUSTIN, TX  
SAN ANTONIO, TX  
SALT LAKE CITY, UT  
BELLEVUE, WA  
JACKSON, WY  
CALGARY, AB CANADA  
TORONTO, ON CANADA  
VANCOUVER, BC CANADA  
MUNICH, DE, GERMANY

FOR MORE DETAILS PLEASE VISIT OUR WEBSITE:  
[WWW.WATERWORKS.COM/LOCATIONS](http://WWW.WATERWORKS.COM/LOCATIONS)

## COMMERCIAL & HOSPITALITY


FOR COMMERCIAL INTERESTS PLEASE CONTACT:

VICE PRESIDENT  
COMMERCIAL AND  
HOSPITALITY  
60 BACKUS AVENUE  
DANBURY, CT 06810  
P 203.546.6196  
F 203.546.6001

FOR MORE DETAILS  
PLEASE VISIT OUR WEBSITE:  
[WATERWORKS.COM/COMMERCIAL](http://WATERWORKS.COM/COMMERCIAL)

FOR A WATERWORKS SALES CONSULTANT OUTSIDE OF OUR MARKETS, INTERNATIONAL INQUIRIES, OR DIRECT SALES PLEASE CALL OUR CATALOG TEAM 800.899.6757





ESTB. 1978

WATERWORKS